

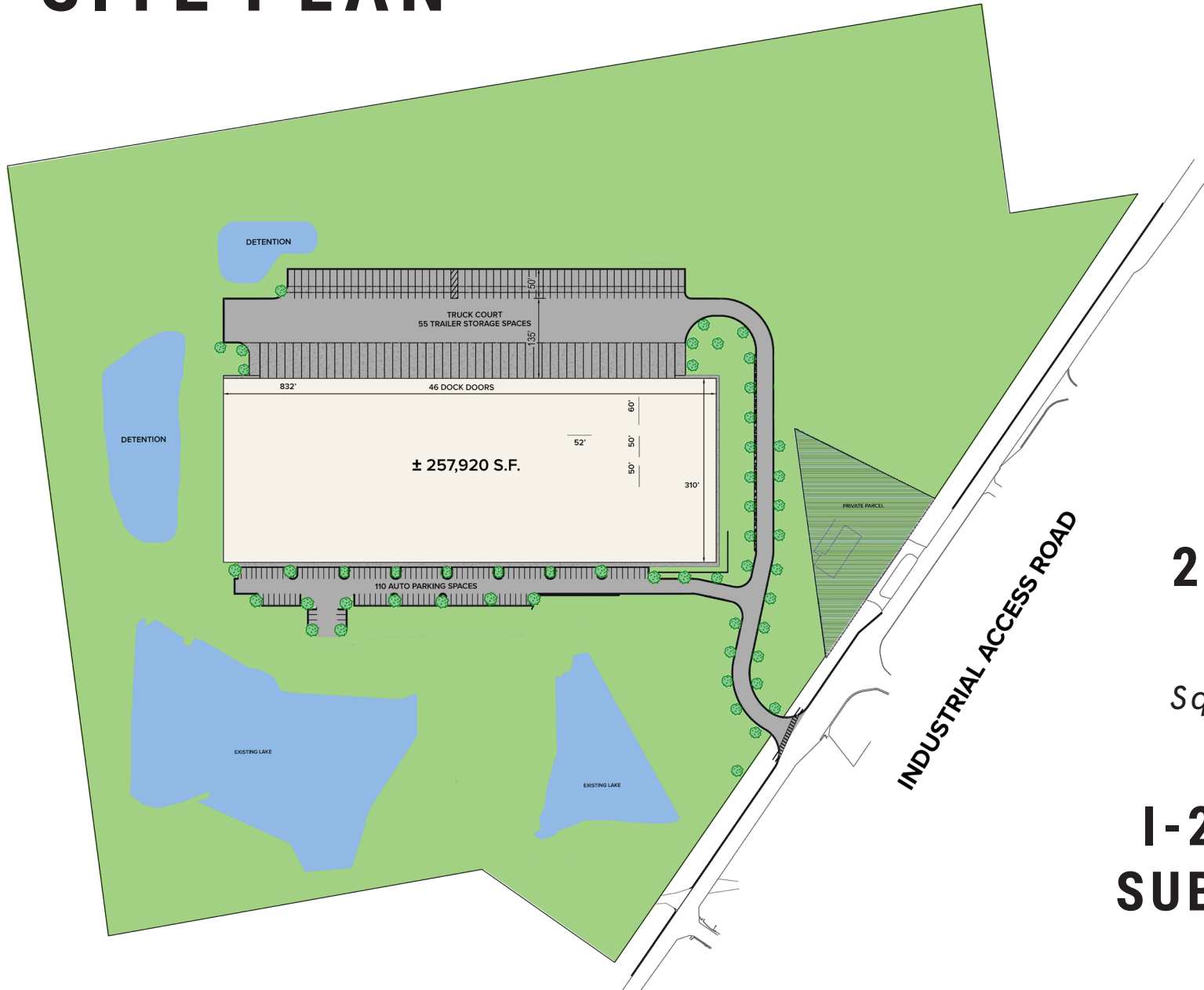


# ACCESS WEST LOGISTICS CENTER



  
ACCESS WEST LOGISTICS CENTER

# SITE PLAN



**257,920**

*Square Feet*

**I-20 WEST  
SUBMARKET**

*Atlanta, GA*



<b>SIZE</b>	257,920 Square Feet
<b>CONFIGURATION</b>	Rear-load
<b>CLEAR HEIGHT</b>	32'
<b>LOADING</b>	53 Dock High 2 Drive-in Ramps
<b>OFFICE</b>	Build-to-Suit
<b>LIGHTING</b>	Build-to-Suit
<b>SPRINKLER</b>	ESFR
<b>POWER</b>	3 phase, 4,000 amps
<b>COLUMN SPACING</b>	52' W x 50' D with 60' speed bay
<b>SLAB</b>	6" Unreinforced 4,000 PSI Concrete on 6" Stone
<b>TRUCK COURT DEPTH</b>	185'
<b>TRAILER STORAGE</b>	56 Trailer Stalls
<b>EMPLOYEE PARKING</b>	110 Spaces



ACCESS WEST  
LOGISTICS CENTER

**Norfolk Southern Intermodal**  
*13 Minutes - 6 Miles*

**I-20 West**  
*8 Minutes - 3 Miles*

**I-285**  
*16 Minutes - 16 Miles*

EAST-WEST CONNECTOR

278

78

285

78

EXIT 44

20

EXIT 51

6

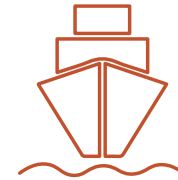
70

92

# CONNECTIVITY




The property provides direct access to I-20 West, allowing users to reach 80% of the US population within two days by truck.



Access West is just a half a day's truck drive from the Port of Savannah, the fourth busiest port in the US.



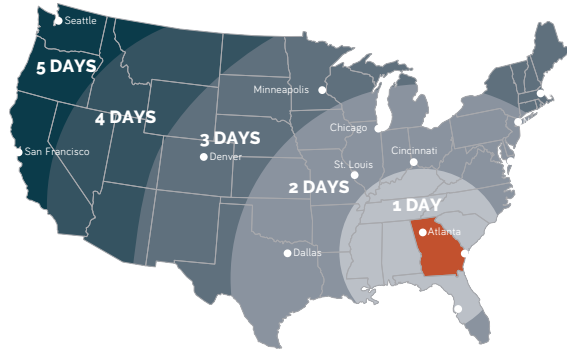
Hartfield-Jackson International Airport, the world's busiest passenger airport and 11th busiest cargo terminal nationally, is within 23 miles of the site.



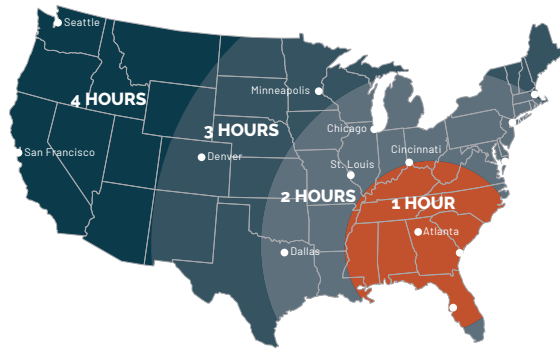
Access West sits less than 6 miles from Austell's Norfolk Southern Intermodal, one of the nation's premier transportation companies and the most expansive network in the Southeast.

# US DRIVE TIMES

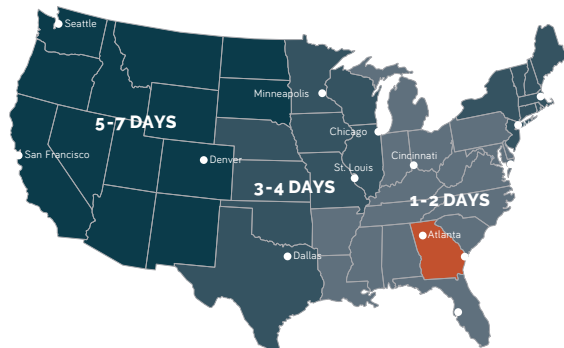
Atlanta is one of the top industrial hubs in the US, with access to major highways, air and sea transportation.



**TRUCK TRANSIT TIMES FROM ATLANTA**



**AIR TRANSIT TIMES FROM ATLANTA**



**RAIL TRANSIT TIMES FROM ATLANTA**

LOCATION	DISTANCE
<b>SOUTHEAST REGIONAL ACCESS FROM SITE</b>	
I-20 Access	3.1 Miles
I-285 Access (Exit 51)	15.7 Miles
I-75/85 Access (Exit 57)	22.5 Miles
Hartsfield Jackson International Airport	22.1 Miles
Fairburn CSX Intermodal	23.4 Miles

LOCATION	DISTANCE
<b>IN-STATE ACCESS FROM SITE</b>	
Port of Savannah	272 Miles
Port of Charleston	317 Miles
Port of Pensacola	323 Miles
Port of Brunswick	334 Miles
Port of Jacksonville	371 Miles



ACCESS WEST  
LOGISTICS CENTER

*For leasing information, please contact:*

**BRAD BAYS, SIOR**

[brad.bays@streamrealty.com](mailto:brad.bays@streamrealty.com)

404.962.8605

**BEAU ACUFF**

[beau.acuff@streamrealty.com](mailto:beau.acuff@streamrealty.com)

404.962.8626

