


100%
ENHANCED
CAPITAL ALLOWANCES



AVIATOR

Hooton Business Park



TO LET/FOR SALE

Industrial units 100,000 sq ft - 325,000 sq ft

AVIATOR

North Road, Ellesmere Port,
Cheshire, CH65 1BL

ENTER

[HOME](#)[DESCRIPTION](#)[AVAILABILITY](#)[AERIAL](#)[LOCATION](#)[ENQUIRIES](#)

STREAMLINED PLANNING

AVIATOR is subject to a Local Development Order, which grants prior planning consent for B1/B2/B8 developments of up to 1 million square feet and up to 25m building height. Detailed plans of proposed developments are submitted to the local authority for final approval prior to construction. There is no planning fee and no statutory consultation period. If occupiers have a specific requirement in terms of building size or configuration this can be accommodated within the LDO process.

ENTERPRISE ZONE

AVIATOR has Enterprise Zone status within the Cheshire Science Corridor. Occupiers can claim 100% Enhanced Capital Allowances against qualifying plant and expenditure in their first year of occupation up to 2024.

For more information visit:

cheshiresciencecorridorez.com





AVAILABILITY

CLICK TO CHANGE LAYOUT VIEW

LAYOUT

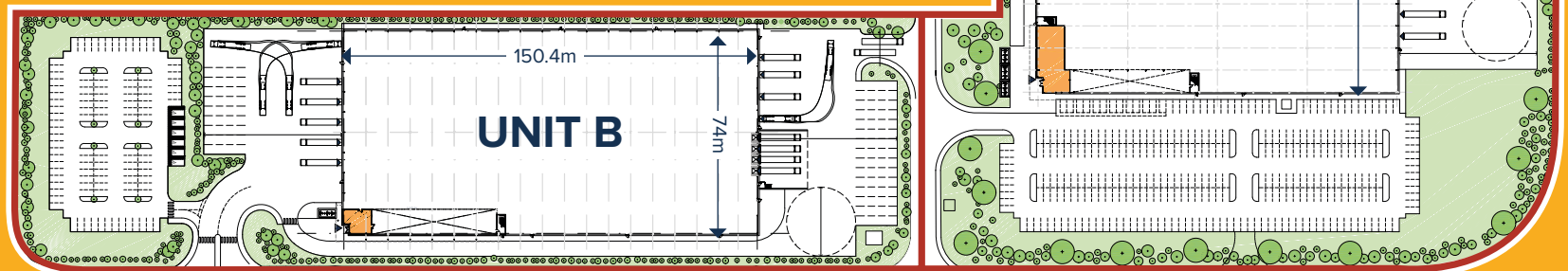
ALTERNATIVE LAYOUT

UNIT A

- GIA 325,000 sq ft
- Car Parking 307 spaces
(inc. 13 Nr. accessible spaces)
- HGV Trailer Parking 33 Spaces
- Service Yard depth 50m
- 24 Loading Docks
+ 8 Level Access Loading

UNIT B

- GIA 125,000 sq ft
- Car Parking 117 spaces
(inc. 6 Nr. accessible spaces)
- HGV Trailer Parking 9 Spaces
- Service Yard depth 50m
- 4 Loading Docks
+ 9 Level Access Loading





AVAILABILITY - ALTERNATIVE LAYOUT

CLICK TO CHANGE LAYOUT VIEW

LAYOUT

ALTERNATIVE LAYOUT

UNIT C

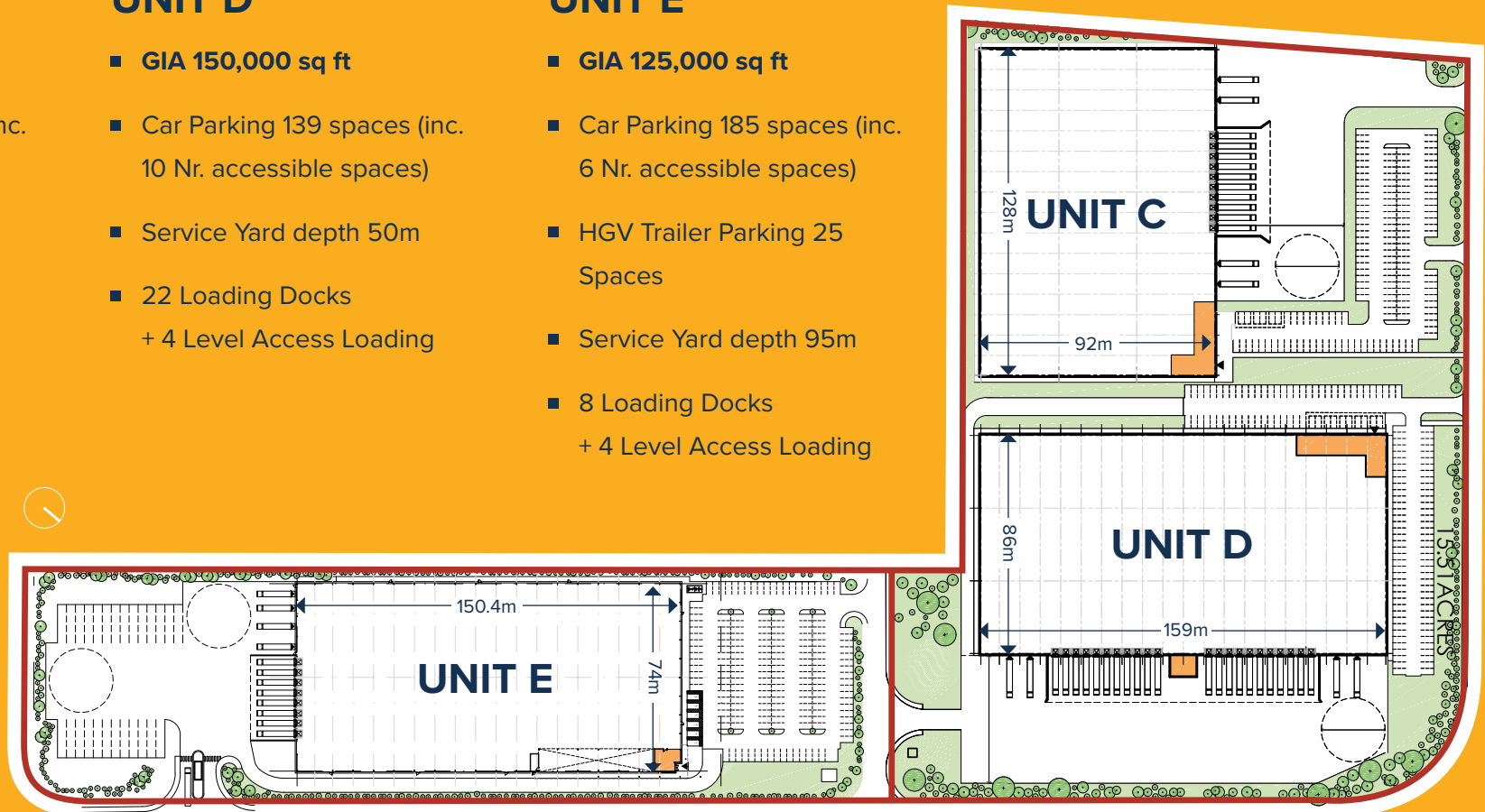
- GIA 130,000 sq ft
- Car Parking 154 spaces (inc. 6 Nr. accessible spaces)
- Service Yard depth 50m
- 10 Loading Docks
+ 4 Level Access Loading

UNIT D

- GIA 150,000 sq ft
- Car Parking 139 spaces (inc. 10 Nr. accessible spaces)
- Service Yard depth 50m
- 22 Loading Docks
+ 4 Level Access Loading

UNIT E

- GIA 125,000 sq ft
- Car Parking 185 spaces (inc. 6 Nr. accessible spaces)
- HGV Trailer Parking 25 Spaces
- Service Yard depth 95m
- 8 Loading Docks
+ 4 Level Access Loading





HOME

DESCRIPTION

AVAILABILITY

AERIAL

LOCATION

ENQUIRIES



MANCHESTER SHIP CANAL

NORTH ROAD

JUNCTION 7

REGATTA

M53

JOHNSON CONTROLS

PROWELL



LESS COMMON METALS

VAUXHALL MOTORS

M53

AMI METALS

JUNCTION 6

JLR / DHL

WEST ROAD



DRIVE TIMES		
	Miles	Mins
M56 J12	5	7
Airbus UK	18	23
M6 J20	24	25
Jaguar Land Rover Halewood	23	30
Liverpool Airport	25	30
Manchester Airport	33	33
Liverpool Superport	15	35
Holyhead Port	85	90



[HOME](#)

[DESCRIPTION](#)

[AVAILABILITY](#)

[AERIAL](#)

[LOCATION](#)

[ENQUIRIES](#)



ENQUIRIES



Rob Taylor

rob.taylor@knightfrank.com

www.knightfrank.co.uk



Stephen Wade

stephenwade@legatowen.co.uk

www.legatowen.co.uk

www.aviatorindustrial.co.uk

The Agents for themselves and for the Seller/Lessor of this property give notice that: 1. These particulars do not constitute any part of an offer or a contract. 2. All statements contained in these particulars are made without responsibility on the part of the Agent(s) or the Seller/Lessor. 3. None of the statements contained in these particulars is to be relied upon as a statement or representation of fact. 4. Any intending Buyer or Tenant must satisfy himself by inspection or otherwise as to the correctness of each of the statements contained in these particulars. 5. The Seller/Landlord does not make or give and neither the Agent(s) nor any person in their employment has any authority to make or give any representation or warranty whatever in relation to this property. March 2018. Bella Design & Marketing www.belladesign.co.uk

A development by

