



SUMNER PROMENADE

6621 166TH AVENUE E
SUMNER, WA 98390

PACIFIC ASSET ADVISORS, INC.

LISTING DETAILS



RENTABLE SF

1,197 SF

CALL
FOR
RATE

ADDRESS: 6621 166th Avenue E
Sumner, WA 98390

CENTER SQUARE
FOOTAGE: 5,909 SF

SPACE AVAILABLE: 102

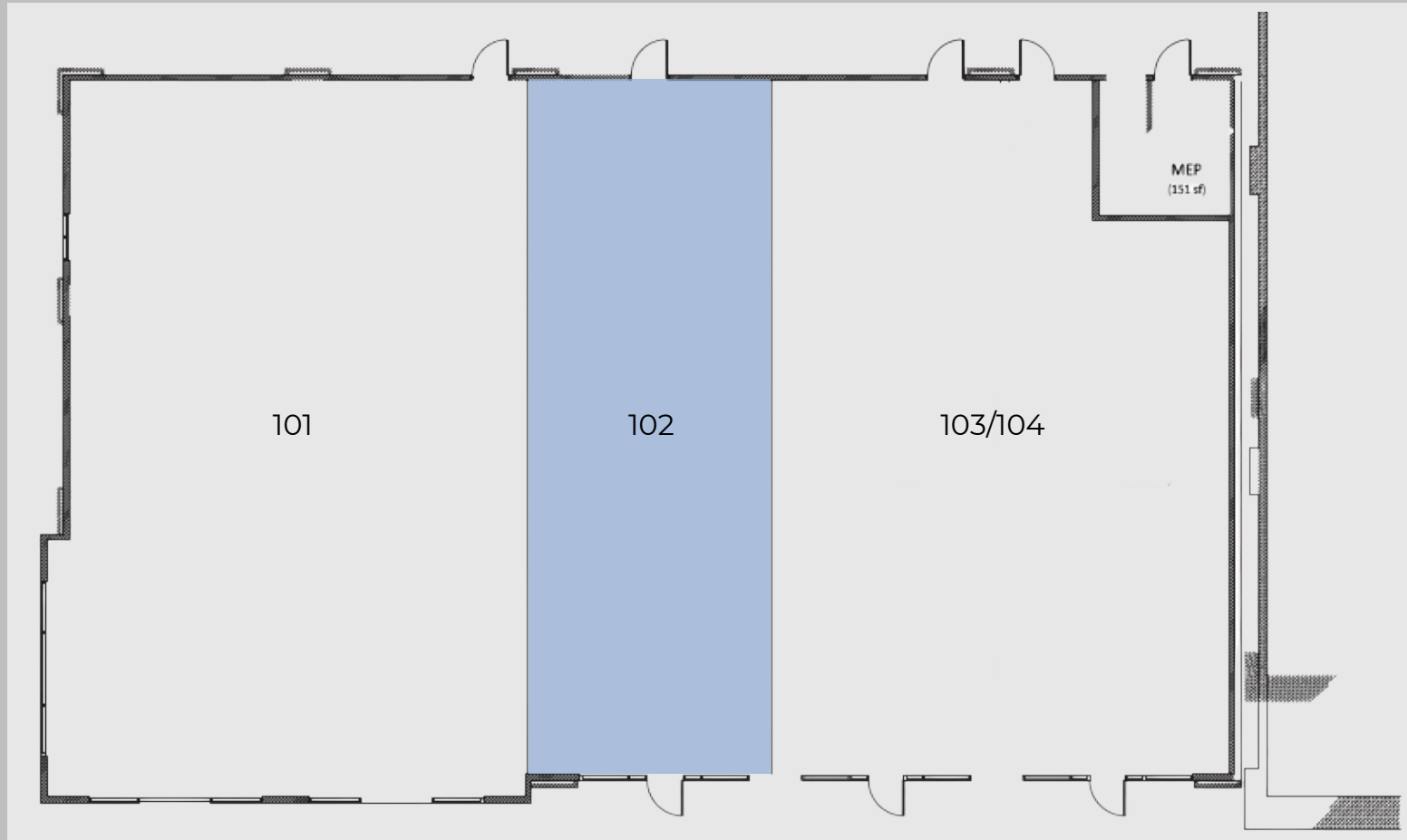
MAJOR TENANTS: WinCo, Gravity Coffee,
Society, a Salon...

	1 MILE	3 MILES	5 MILES
MEDIAN INCOME:	\$88,118	\$112,705	\$112,655
TOTAL POPULATION:	4,171	49,463	139,653
DAYTIME POPULATION:	2,139	28,987	79,477

425.990.6200 | PAADVISORS.COM





SITE PLAN



SUITE	TENANT	SQ FT
101	Gravity Coffee	2,470
102	AVAILABLE	1,197
103/104	Society, a Salon	2,242



AERIAL



CONTACT



SYDNEY LYBBERT

SENIOR ASSOCIATE BROKER

425.326.3742

SYDNEY@PAADVISORS.COM

PACIFIC ASSET ADVISORS, INC.

THE PREMIER CHOICE OF THE PACIFIC NORTHWEST

14205 SE 36TH ST, SUITE 215, BELLEVUE, WA 98006