

3
Date: 7-5
Scale: 1"
Drawn: MB
Checked By: MB
Revisions: _____

NOTE: ADJUST AS NECESSARY, ALL PROPOSED LANDSCAPE PLANTS TO STAY OUT OF TREE PROTECTION ZONE OF ALL EXISTING TREES TO BE PRESERVED.

NOTE: IF AT TIME OF LANDSCAPE INSPECTION IT IS DETERMINED THE EXISTING MATERIAL DOES NOT PROVIDE SUFFICIENT SCREENING OF THE OUTDOOR STORAGE AREA, ADDITIONAL PLANTINGS MAY BE REQUIRED.

Michael Beebe
Florida LA# 0000927

AS-BUILT FINAL LANDSCAPE PLAN


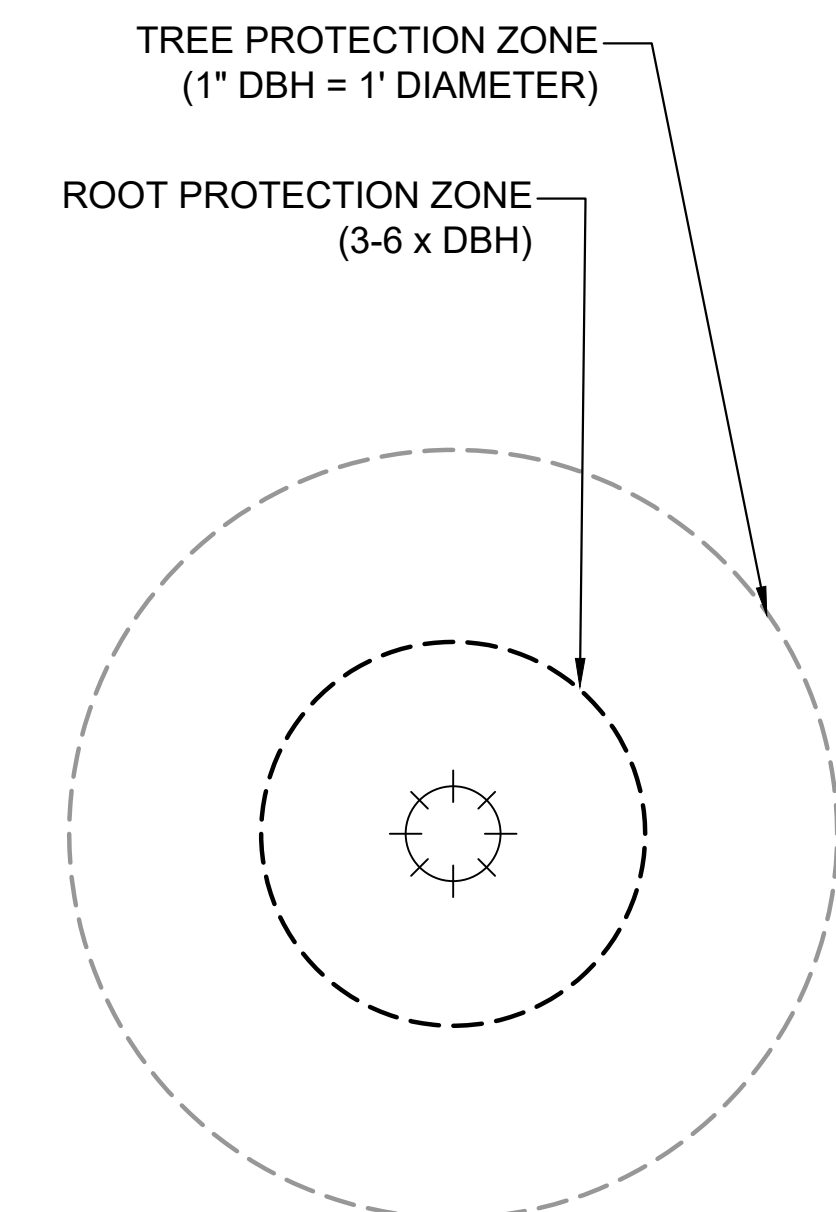
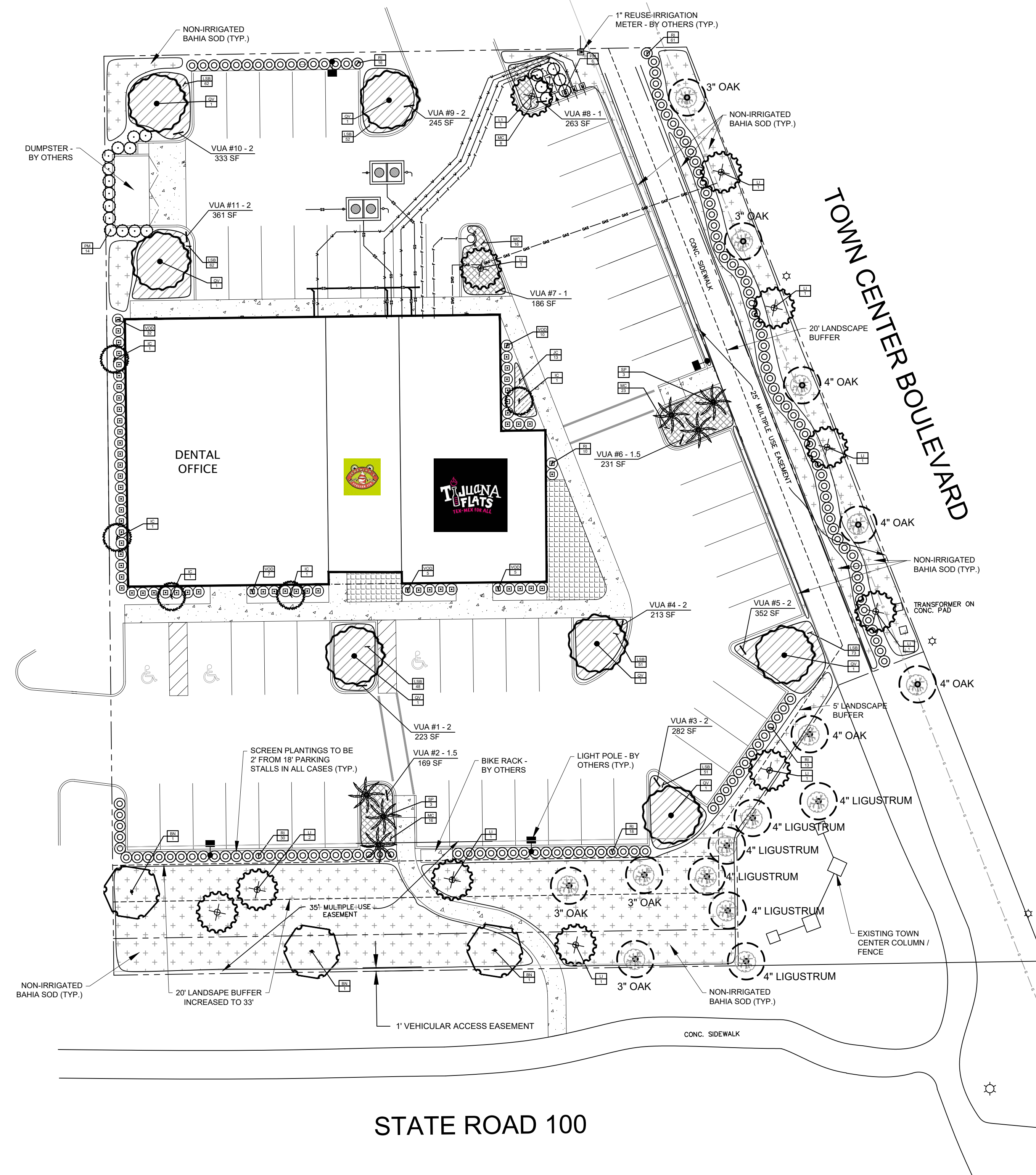
BEEBE & ASSOCIATES, INC.
Golf Course Design, Renovation, Landscape Architecture & Consulting
250 Palm Coast Parkway NE, Suite #307, PMB128, Palm Coast, Florida 32137-8225
Phone: (386) 931-1202 Fax: (386) 446-3306 Email: michael@beebassociates.com

LOT 3 - TOWN CENTER
TOWN CENTER BOULEVARD
PALM COAST, FLORIDA



LS1

Sheet 1



GRAPHIC SCALE

(IN FEET)
1 inch = 20 ft.

STATE ROAD 100