

Excellent Visibility
Historic Downtown Summerville

RE/MAX
COMMERCIAL®



118 N. Main St., Ste. B

- Approximately 1,252sqft
- Excellent Retail Opportunity
- Current Traffic Counts over 18,300/day
- Zoned B-3 in the Town of Summerville
- Next door to Groucho's Deli on heavily traveled North Main Street
- Formerly occupied by Bottles and Brushes paint studio
- Located just 2 blocks from Summerville's Hutchinson Square
- Rare opportunity in an excellent Downtown location!



Robert L. Pratt, CCIM, SIOR

RE/MAX Pro Realty
9209 University Blvd.
Charleston, SC 29406
(843) 576-2705: direct
(843) 343-6085: cell
Robert@RobertPratt.com

Pratt & Co.® **RE/MAX** PRO REALTY
Since 1958

\$2,000/month NNN
CAM currently
estimated at \$281.65/month

Walking Distance to All
Historic Downtown has to Offer!

RE/MAX
COMMERCIAL®



Area Demographics



DEMOGRAPHIC SUMMARY

118 N Main St, Summerville, South Carolina, 29483 5

Ring of 5 miles



INCOME



\$57,365

Median Household Income



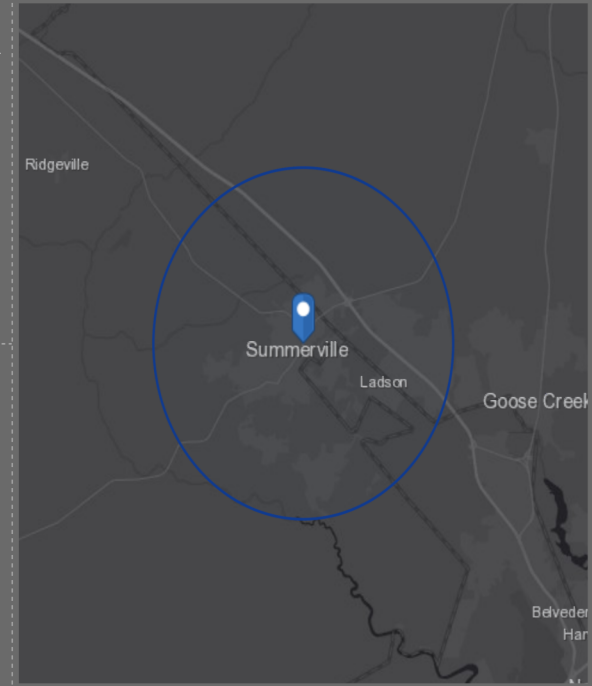
\$26,940

Per Capita Income



\$101,963

Median Net Worth



KEY FACTS

129,614

Population

36.2

Median Age

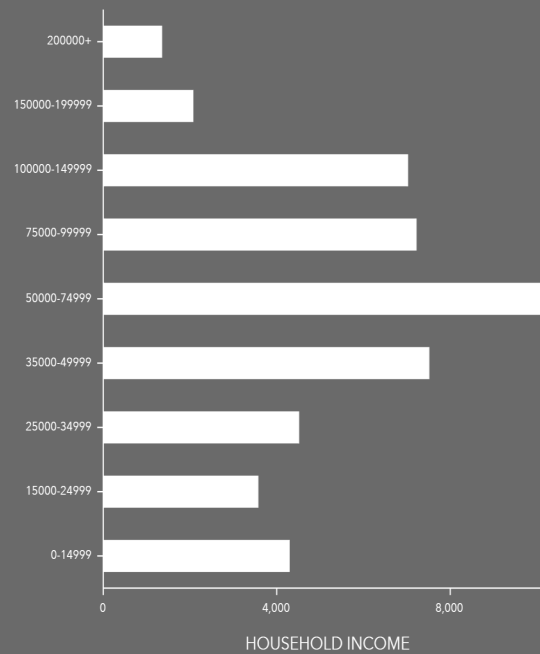


47,791

Households

\$47,939

Median Disposable Income



EDUCATION

9%

No High School Diploma



28%

High School Graduate



36%

Some College



26%

Bachelor's/Grad/Prof Degree

EMPLOYMENT



62%

White Collar



23%

Blue Collar



15%

Services

5.6%

Unemployment Rate

Retail Market Demographics

MARKETING PROFILE

118 N Main St, Summerville, South Carolina, 29483 2



Ring of 5 miles

KEY FACTS

129,614

Population



Average Household Size

36.2

Median Age

\$57,365

Median Household Income

ANNUAL HOUSEHOLD SPENDING



\$1,922

Apparel & Services



\$4,398

Groceries



\$149

Computers & Hardware



\$5,034

Health Care



\$3,124

Eating Out

EDUCATION

9%

No High School Diploma



28%

High School Graduate



36%

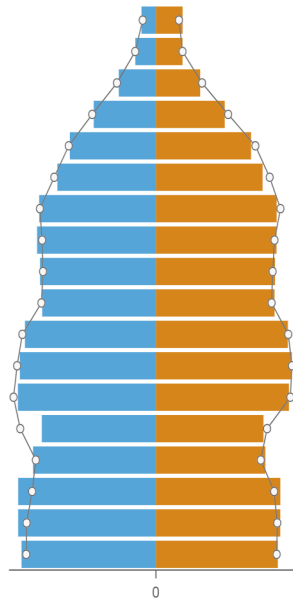
Some College



26%

Bachelor's/Grad/Prof Degree

Age Pyramid



The largest group:
2018 Female
Population Age 30-34
(Esri)

The smallest group:
2018 Male Population
Age 85+ (Esri)

Dots show comparison to Berkeley County

ANNUAL LIFESTYLE SPENDING



\$1,863

Travel



\$54

Theatre/Operas/
Concerts



\$70

Movies/Museums/
Parks



\$52

Sports Events



\$4

Online Games

Tapestry Segments



4C Middleburg
13,711 households

28.7%
of Households



7C American Dreamers
6,373 households

13.3%
of Households



7A Up and Coming Families
3,146 households

6.6%
of Households