

GENERAL NOTES:

DIVISION 1

DRAWING DIMENSIONS ARE TYPICALLY FROM ONE SIDE OF WALL TO ANOTHER. RUBBISH SHALL BE REMOVED ON A CONTINUING BASIS. TEMPORARY WATER, POWER & GAS SHALL BE PROVIDED BY THE BUILDING. FIELD PROJECT SUPERINTENDANT SHALL KEEP RECORDS OF ALL FIELD CHANGES FOR RECORD DRAWINGS. ALL SYSTEMS SHUTDOWNS SHALL BE COORDINATED WITH THE BUILDING 24hrs. PRIOR EVENT. IT IS THE BUILDING'S RESPONSIBILITY TO NOTIFY ALL AFFECTED DEPARTMENTS AND PERSONNEL.

DIVISION 2

UTILITIES AND SEWER SHALL BE TAPPED INTO EXISTING BUILDING UTILITIES. PERFORM DEMOLITION IN AREAS AS INDICATED ON FLOOR PLAN AND AS REQUIRED ONLY TO ACCOMMODATE NEW CONSTRUCTION. FIELD LOCATE AND PROTECT EXISTING UTILITIES WITHIN PROJECT AREA.

DIVISION 3

CONCRETE FLOOR SLABS CUT AND REMOVED SHALL BE FILLED WITH 4000psi CONCRETE FINISHED SMOOTH AND FLUSH WITH EXISTING CONCRETE FLOOR.

DIVISION 4

NONE

DIVISION 5

NONE

DIVISION 6

PROVIDE FIRE RETARDANT WOOD AS BLOCKING AND WHERE WOOD IS REQUIRED FOR OTHER THAN FINISH MATERIAL. FIRE TREATED WOOD SHALL NOT BE USED IN LOAD BEARING CONDITIONS.

DIVISION 7

NONE

DIVISION 8

ALL NEW DOORS SHALL COMPLY WITH DOOR SCHEDULE ON SHEET A5.1.

DIVISION 9

STUD FRAMING SHALL BE 20ga. METAL STUD UNLESS OTHERWISE NOTED W/ 3/8" GWB. FINISHES SHALL BE CLASS 1.

DIVISION 10

TOILET ROOM ACCESSORIES

- RABBARS SHALL BE (1) BOBRICK B-5005 x42" 1 1/2" # AND (1) BOBRICK B-5806 x24" 1 1/4" # STAINLESS STEEL WITH SATIN FINISH.
- TOILET PAPER HOLDER BOBRICK B-4288 STAINLESS STEEL WITH SATIN FINISH.
- MIRROR BOBRICK B-165 1830 POLISHED STAINLESS STEEL FINISH.
- PAPER TOWEL DISPENSER BOBRICK B-262 SATIN STAINLESS STEEL FINISH.
- SPECIMINE PASSTHRU BOBRICK B-505 SATIN STAINLESS STEEL FINISH.

TOILET ROOM ACCESSORIES SHALL BE INSTALLED PER TYPICAL DETAILS.

REFER TO SHEET G1.

DIVISION 11

NONE

DIVISION 12

NONE

DIVISION 13

NONE

DIVISION 14

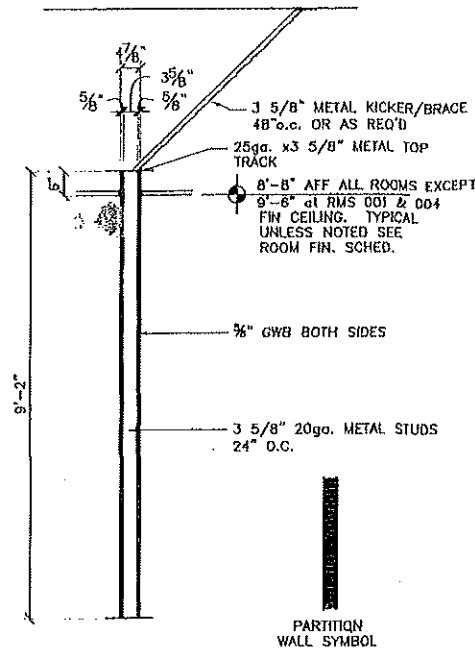
NONE

DIVISION 15

TENANT FINISH AREA SHALL BE FULLY FIRE SUPPRESSED WITH STANDARD WET SPRINKLER SYSTEM EXTENDED FROM EXISTING BUILDING SYSTEM. TENANT FINISH AREA SHALL HAVE A NEW INDEPENDENT HVAC SYSTEM. PLUMBING SHALL EXTEND FROM EXISTING BUILDING. ALL NEW PLUMBING FIXTURES SHALL MATCH BUILDING STANDARDS.

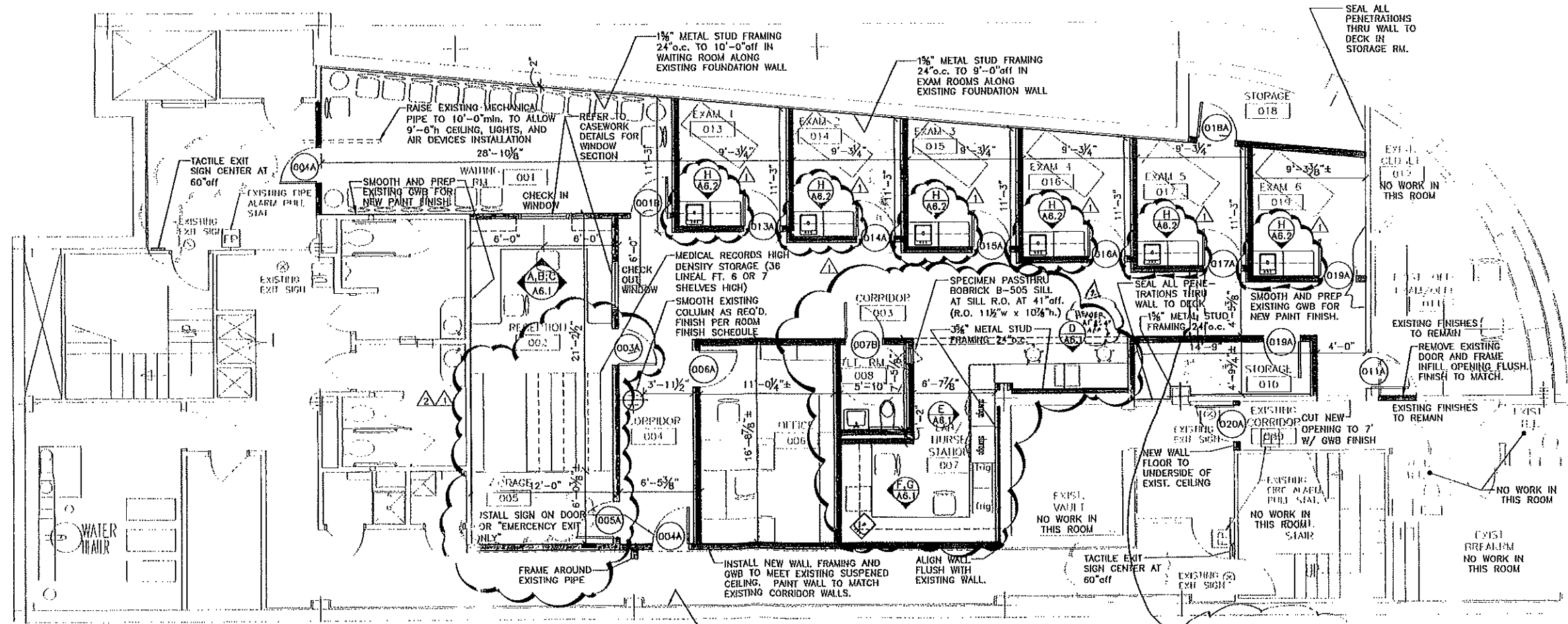
DIVISION 16

ALL ELECTRIC CIRCUITS SHALL BE INSTALLED PER ELECTRIC SHEETS IN THIS SET. EMERGENCY LIGHTS SHALL BATTERY BACKUP AND SHALL BE WIRED TO NEW CIRCUITS.



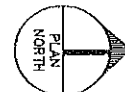
TYPICAL PARTITION

SCALE - 1/2" = 1'-0"



FLOOR PLAN

SCALE - 3/16" = 1'-0"



HEADER AT 8'-4" AFF AS READ TO ENCLOSE EXISTING PIPES.



B.L. SPILLE
CONSTRUCTION, INC.
GENERAL CONTRACTORS / CONSTRUCTION MANAGERS

JOHN RUDELL WELLS III
ARCHITECT
132 SEVILLE COURT
FT. MITCHELL, KY 41017
(859)341-3020

STAMP

Construction Documents for
Dearborn County Hospital
Doctors Office Suite Tenant Finish at
Cincinnati Savings and Loan, Lower Level
1100 Harrison Ave.
Harrison, Ohio 45006

ISSUE DATES

NO.	DATE	DESCRIPTION
1	5/02	PERMITS
2	5/02	REVISIONS
3	5/02	FURNITURE
4	5/02	EXIT SIGNS
5	5/02	PERMITS
6	5/02	CHANGES
7	5/02	PERMITS
8	5/02	REMOVE WALL
9	5/02	PERMITS

FILE NAME : 12H-apl
JOB # : 121
SCALE : AS NOTED
DRAWN : PE1
DATE : JUN 13, 2002

FLOOR PLAN

A2.1