Floor Plan General Notes

1. ALL DIMENSIONS ARE TO CENTERLINE OF NEW FRAMING TO FACE OF EXISTING FINISH UNLESS NOTED OTHERWISE
2. REFER TO TOILET ROOM SCHEDULE SHEET A0.5 FOR INFORMATION REGARDING THE RESTROOM FIXTURES AND CONFIGURATION.

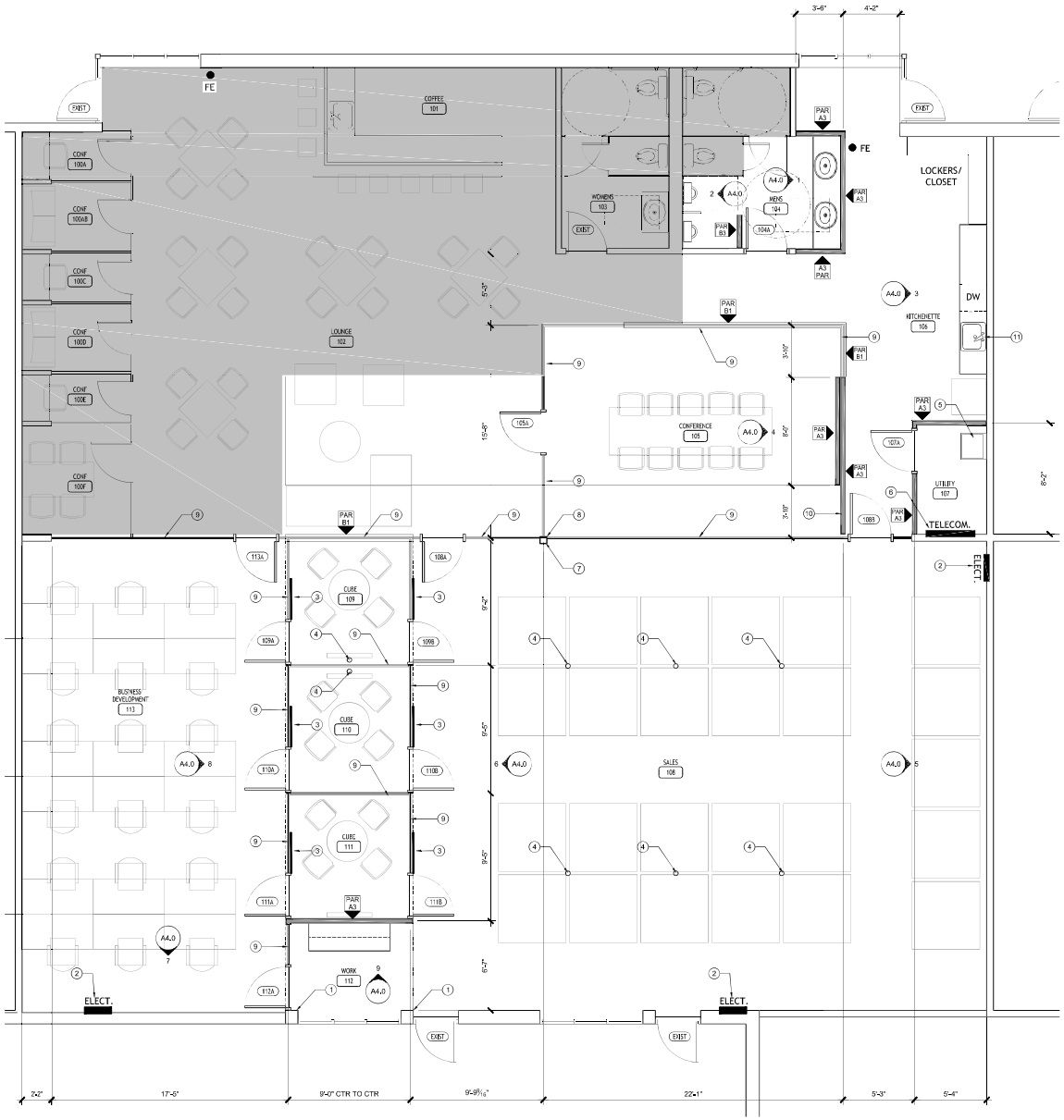

NORTH

1 Floor Plan
SCALE: 1/4" = 1'-0"

Legend

- NEW WALL CONSTRUCTION (MATCH BUILDING STANDARD)
- NEW DOOR / WINDOW
- EXISTING WALL CONSTRUCTION
- EXISTING DOOR / WINDOW
- NO WORK IN THIS AREA

Keyed Notes

1. ALIGN FACE OF SOFFIT WITH EXISTING BUMP OUT. FIELD VERIFY DIMENSION.
2. EXISTING ELECTRICAL PANEL TO REMAIN. PAINT TO MATCH WALL COLOR.
3. 36" W X 8' H WHITE BOARD FILM (ONE SIDE)
4. GALVANIZED OR ALUM. ROUND 2 1/2" - 3" POST W/ TOP & BOTTOM BASE PLATES. COORD. FINAL LOCATION W/ OWNER AND FURNITURE VENDOR.
5. STAINLESS STEEL UTILITY SINK
6. 4' X 4' PLYWOOD TELECOMMUNICATIONS BOARD. PAINT TO MATCH WALL FINISH.
7. EXISTING 6" X 6" STL. COLUMN. PAINT FINISH.
8. ALIGN FACE OF FRAME W/ FACE OF COLUMN
9. 3/8" TEMPERED FRAMELESS GLASS W/ ANOD. ALUM. TRIM TOP & BOTTOM. SEE INTERIOR ELEVATIONS
10. KOROSEAL WALL TALKER, JUST RITE, 48" W @ 9'-8" H THIS WALL ONLY.
11. PROVIDE GARBAGE DISPOSAL AT NEW SINK

PARTITION SCHEDULE (INTERIOR WALLS)

GRAPHIC LEGEND

TYPE-A
STANDARD PARTITIONS

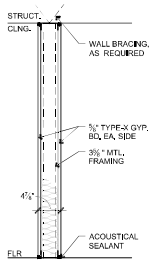

DEFAULT: A4
PLAN

• NON-RATED
• 3" MIN. SOUND BATT INSULATION

PARTITION SUFFIX SCHEDULE

SUFFIX	STUD SIZE	TOTAL WIDTH
A1	1 5/8"	2 7/8"
A2	2 5/8"	3 1/4"
A3	DEFAULT PARTITION	
A4	4"	5 3/8"
A6	6"	7 3/4"
A8	8"	9 3/4"

TYPE-B
PARTIAL HEIGHT PARTITIONS

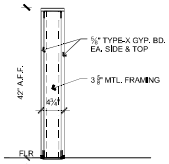

DEFAULT: B1
PLAN

PARTITION SUFFIX SCHEDULE

SUFFIX	STUD SIZE / TOTAL WIDTH	WALL HEIGHT
B1	DEFAULT PARTITION	
B2	3 5/8" / 4 7/8"	54" AFF
B3	3 5/8" / 4 7/8"	64" AFF

FLAG

PARTITION SHEATHING SCHEDULE

5/8" TYPE 'X' GYP. BD.	ALL PARTITIONS UNLESS NOTED OR GRAPHICALLY SHOWN OTHERWISE
5/8", TYPE 'X', ABUSE RESISTANT GYP. BD.	WHERE IDENTIFIED ON PLANS
5/8", TYPE 'X',WATER RESISTANT GYP. BD.	PROVIDE ON 'WET' SIDE OF PARTITIONS w/ PLUMBING FIXTURES (TOILETS, URINALS, LAVATORIES, ETC) TO A HEIGHT OF 4'-0" A.F.F. AND 4'-0" EACH SIDE OF FIXTURE.
5/8", CEMENT BACKER BOARD (OR GP DENSHIELD OR EQ.)	PROVIDE ON 'WET' SIDE OF PARTITIONS EXPOSED DIRECTLY TO RUNNING WATER OR SCHEDULED TO RECEIVE TILE SYSTEMS. TYPE 'X' WATER RESISTANT GYP.BD. CAN BE SUBSTITUTED FOR CEMENT BACKER BOARD WHEN A COMPLETE WATERPROOF MEMBRANE SYSTEM (SCHLUTER KERDI SYSTEM OR EQ.) IS PROVIDED BEHIND TILE.
5/8", TYPE 'X', MOISTURE RESISTANT GYP. BD.	USE AT ALL TOILET ROOMS AND JANITOR CLOSETS IN AREAS WHERE WATER RESISTANT OR CONCRETE CEMENT BOARD IS NOT USED.

PARTITION NOTES

1. WHERE PARTITIONS ARE NOT FLAGGED WITH 'FLAG SYMBOLS', REFER TO GRAPHIC LEGEND FOR DEFAULT PARTITION TYPES
2. FLAGGED PARTITION TYPES ARE PARTITION TYPE VARIATIONS AS SHOWN ON THIS SHEET.
3. PROVIDE DEFLECTION TRACKS AND/OR CLIPS FOR ALL PARTITIONS ABUTTING STRUCTURE ABOVE.
4. PROVIDE SOUND ATTENUATION INSULATION FULL HEIGHT AND LENGTH OF WALLS. FILL ALL VOIDS ABOVE DOOR/WINDOW HEADS, ETC. FULL DEPTH OF WALL CAVITY OR TO DEPTH SPECIFIED IN PARTITION TYPE.
5. REFER TO PARTITION SHEATHING SCHEDULE, THIS SHEET, FOR DEFAULT AND SUBSTITUTE SHEATHING MATERIALS.
6. PROVIDE DOUBLE STUDS @ EACH DOOR & WINDOW JAMB, UNLESS NOTED OTHERWISE.
7. FRAMING: 16" O.C. UNLESS NOTED OTHERWISE.
8. BLOCKING/BACKING: PROVIDE 16 GAUGE SHEET METAL STRAP BLACKING, OR SOLID WOOD BLOCKING FOR ALL WALL MOUNTED ITEMS UNLESS NOTED OTHERWISE. BLOCKING INSTALLED FIRE RATED WALLS ASSEMBLIES OR IN NON-COMBUSTABLE CONSTRUCTION SHALL BE NON-COMBUSTABLE.

PARTITION FLAG LEGEND

PARTITION
PARTITION FLAG
PARTITION SUFFIX

153 SOUTH JEFFERSON SPOKANE WASHINGTON 99201 509.838.4511 FAX 509.838.4605 WWW.BERNARDOWILLS.COM

COPYRIGHT BERNARDO WILLS ARCHITECTS PC 2016

LICENSED ARCHITECT AR-1780 GARY N. BERNARDO STATE OF IDAHO

Construction Set
August 7, 2017

Floor Plan
Partition Types

Pipl
Tenant Improvement
510 S. Clearwater Loop
Suite 101
Post Falls, ID 83854

BERNARDO | WILLS ARCHITECTS PC

Project No: 17-255
Drawn by: LAL
Date: August 7, 2017

A2.1