

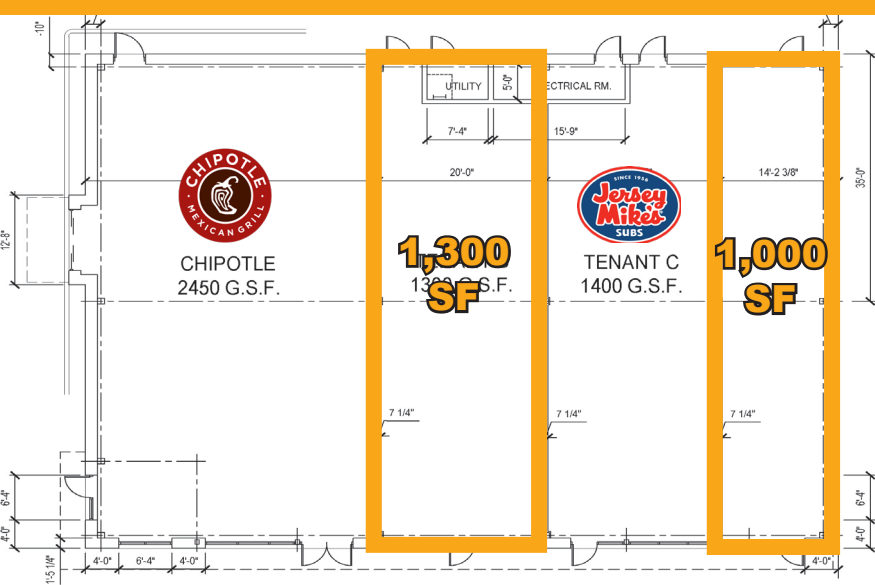
BENEVAN SQUARE

Retail Space For Lease

340 New Castle Road, Butler, PA 16001



JOIN CHIPOTLE & JERSEY MIKE'S IN A TO-BE-DEVELOPED RETAIL CENTER



[Click Here for Drone Video of the Site](#)

Site Features

- **1,000 SF of End Cap Retail Space & 1,300 SF of In-Line Retail Space**
- **Retailers in the New Development Include Dairy Queen, Valvoline, Chipotle, and Jersey Mike's**
- **Projected Delivery Date of Fall 2021**
- Rare opportunity on Butler's Primary Retail Corridor (New Castle Road/PA 356)
- 35 miles North of Downtown Pittsburgh
- Retailers nearby include Walmart, Aldi, Applebee's, Panera Bread, Dunkin Donuts, Little Caesars Pizza, First Commonwealth Bank, Clearview Federal Credit Union, and Hampton Inn
- Located in Butler County, Pennsylvania (population 183,862) and part of the Pittsburgh Metropolitan Statistical Area (population 2.4 million)
- Close proximity to US Route 422, Pennsylvania Route 8, Pennsylvania Route 38, and Pennsylvania Route 68



September 2021 - Progress Photo

For More Information, Please Contact:

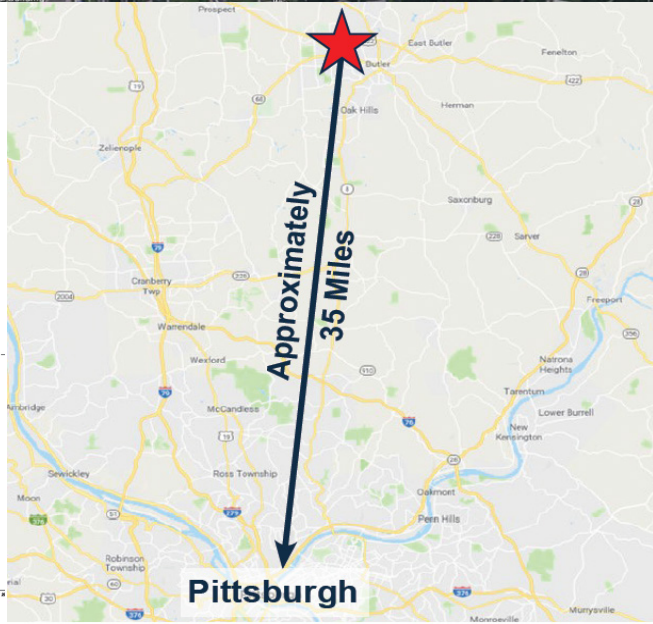
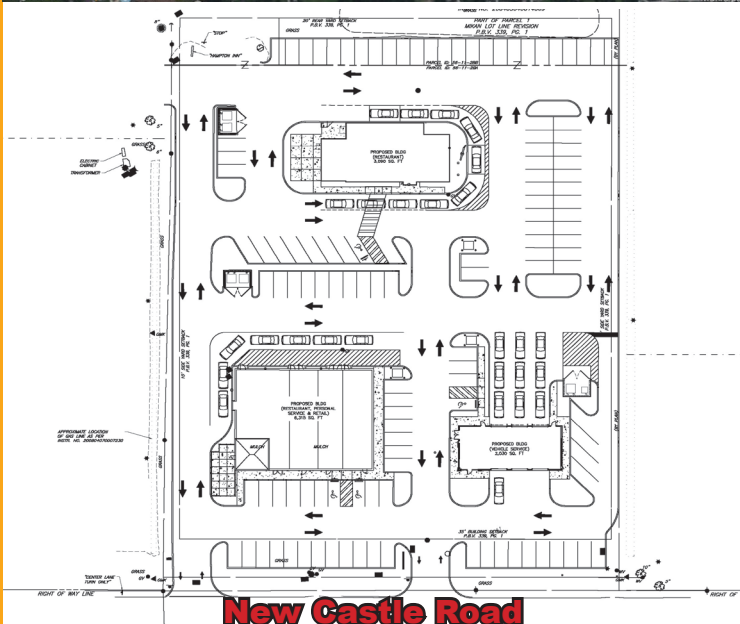
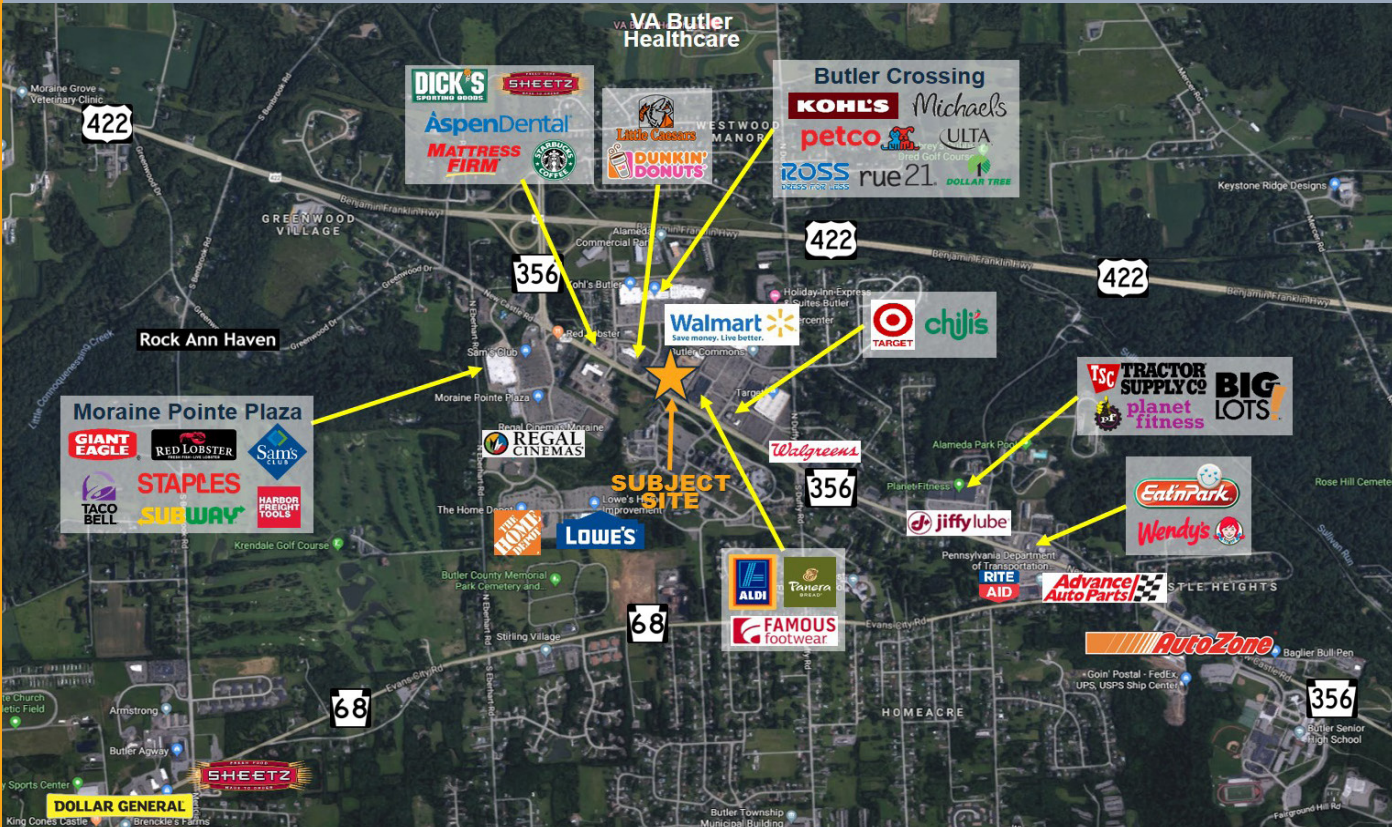
Jessica Jarosz
jjarosz@century-realty.com
412.235.7233

John Aderholt, Broker
jdaderholt@centuryequities.com
304.232.5411

960 Penn Avenue, Suite 1001 - Pittsburgh, PA 15222
Century Centre - 1233 Main Street, Suite 1500 - Wheeling, WV 26003
412.235.7233 - www.century-realty.com

Demographics

	3 Mile	5 Miles	10 Miles
Population	31,127	46,042	79,143
Total Households	13,678	19,918	32,872
Median Household Income	\$52,527	\$55,486	\$59,171



Ownership has provided the property information to the best of its knowledge, but Century Realty does not guarantee that all information is accurate. All property information should be confirmed before any completed transaction.

For More Information, Please Contact:

Jessica Jarosz
 jjarosz@century-realty.com
 412.235.7233

John Aderholt, Broker
 jaderholt@centuryequities.com
 304.232.5411