

RATE REDUCED!

LEASE RATE: \$0.90 PSF/MO GRS



DTLA

FOR SALE/LEASE

±64,600 SF

FREE STANDING

2-STORY WAREHOUSE

FACILITY

2209 - 2211

S SANTA FE AVE

VERNON, CA 90058

PRICING SUMMARY:

SALE PRICE ▶ \$14,535,000
\$225.00 PSF
LEASE RATE ▶ \$0.90 PSF GRS



FREE STANDING
2-STORY
WAREHOUSE
FACILITY



2 FREIGHT
ELEVATORS 7,500 LBS



4 DOCK HIGH
POSITIONS
2 GROUND LEVEL
DOORS



VERY SECURE
INDUSTRIAL PARK



USES INCLUDE:
GARMENT, GENERAL
MERCHANDISE, WHSE &
MFG



EXCELLENT LOCATION
ON THE LA-VERNON
BORDER

Peter D. Bacci

SIOR | Executive VP, Principal | LIC NO 00946253

pbacci@lee-associates.com

323.767.2022

Mollie Shea Dietsch

Principal | LIC NO 00899320

mdietsch@lee-associates.com

323.767.2105

LEE & ASSOCIATES
COMMERCIAL REAL ESTATE SERVICES

LA IG BACCI · TSAPARIAN · GORMLY
INDUSTRIAL GROUP

Lee & Associates - Los Angeles Central | CORP ID 01125429
5675 Telegraph Road Suite 300, Los Angeles, CA 90040

LEE-ASSOCIATES.COM

The information contained herein is obtained from sources believed to be reliable. However, we have not verified it and make no guarantees, warranties or representations as to the completeness or accuracy thereof. The presentation of this property is used for example and is submitted subject to errors, omissions, change of price or conditions, and is subject to prior sale, lease or withdrawal without notice.

±64,600 SF Free Standing 2-Story Warehouse Facility

2209-2211 S SANTA FE AVE • VERNON

PROPERTY PHOTOS



±64,600 SF Free Standing 2-Story Warehouse Facility

2209-2211 S SANTA FE AVE • VERNON

PROPERTY PHOTOS



±64,600 SF Free Standing 2-Story Warehouse Facility

2209-2211 S SANTA FE AVE • VERNON

PROPERTY PHOTOS



±64,600 SF Free Standing 2-Story Warehouse Facility

2209-2211 S SANTA FE AVE • VERNON

PROPERTY PHOTOS



±64,600 SF Free Standing 2-Story Warehouse Facility

2209-2211 S SANTA FE AVE • VERNON

PROPERTY PHOTOS



±64,600 SF Free Standing 2-Story Warehouse Facility

2209-2211 S SANTA FE AVE • VERNON

PROPERTY PHOTOS



±64,600 SF Free Standing 2-Story Warehouse Facility

2209-2211 S SANTA FE AVE • VERNON

PROPERTY PHOTOS



±64,600 SF Free Standing 2-Story Warehouse Facility

2209-2211 S SANTA FE AVE • VERNON

PROPERTY PHOTOS



±64,600 SF Free Standing 2-Story Warehouse Facility

2209-2211 S SANTA FE AVE • VERNON

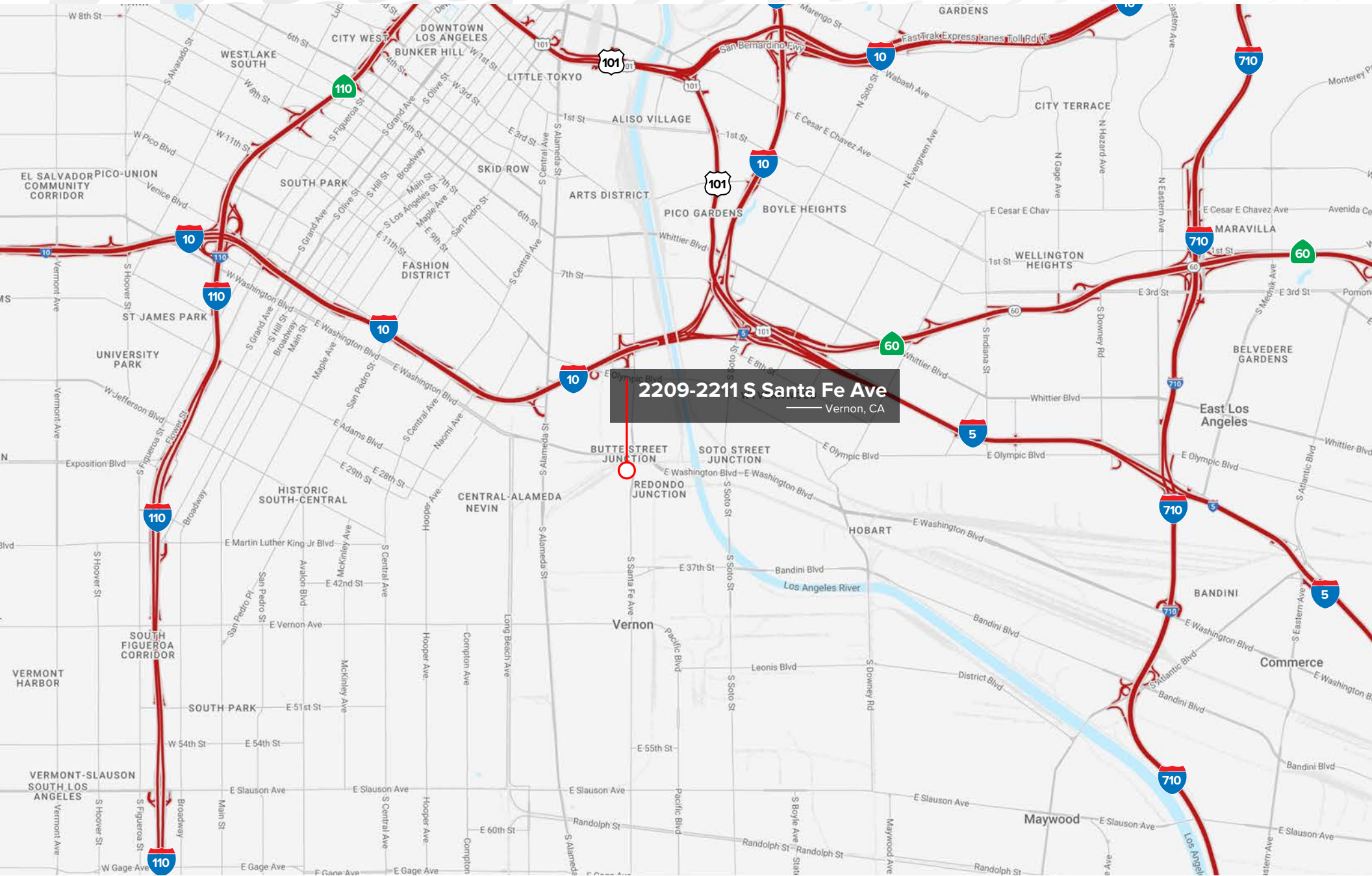
PROPERTY PHOTOS



±64,600 SF Free Standing 2-Story Warehouse Facility

2209-2211 S SANTA FE AVE • VERNON

LOCATION MAP

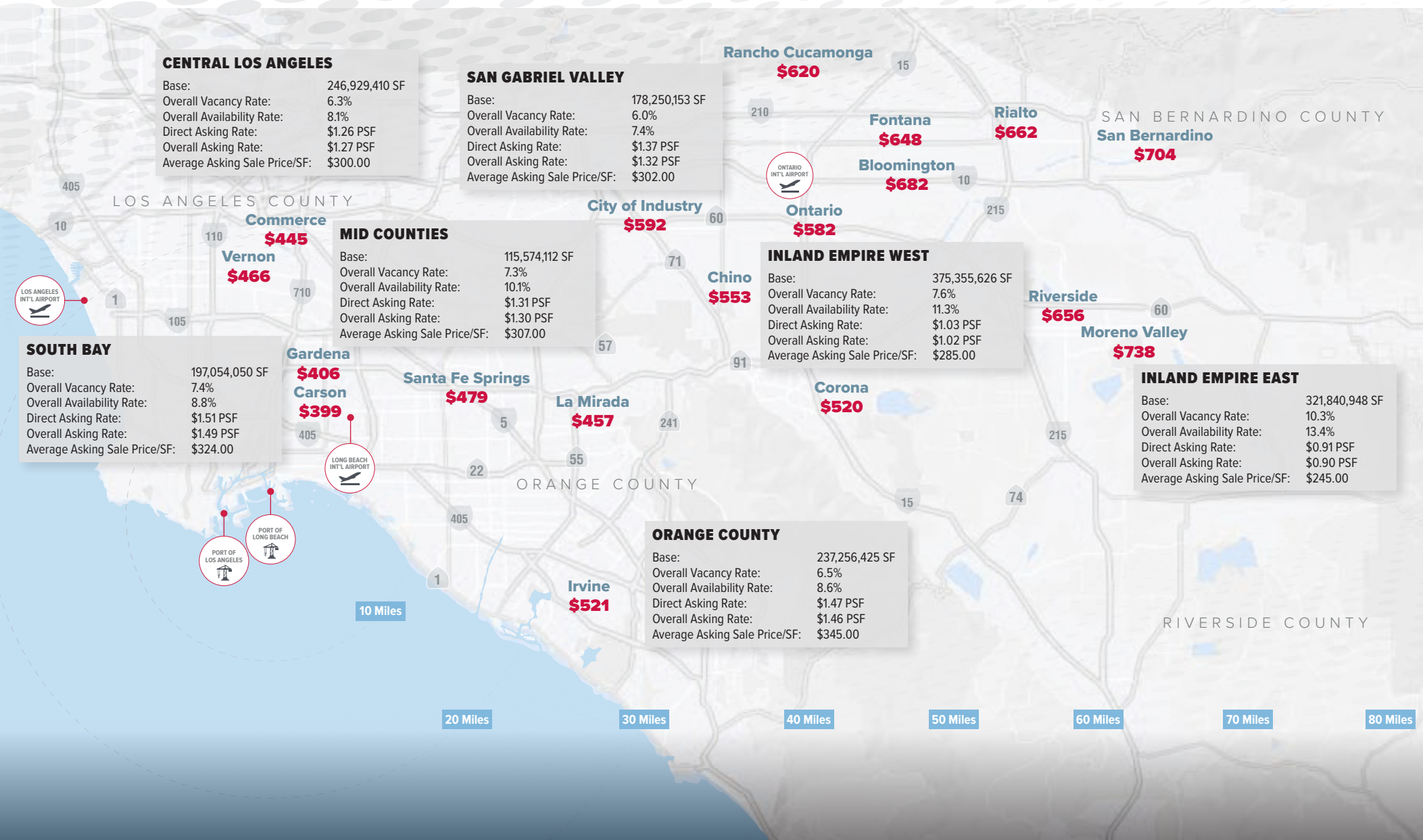


2209-2211 S Santa Fe Ave
Vernon, CA

±64,600 SF Free Standing 2-Story Warehouse Facility

2209-2211 S SANTA FE AVE • VERNON

Q1 2026 | LA BASIN MARKET SUMMARY & DRAYAGE MAP



PREPARED BY:
LAC-I Research
Lejo Mammen - Director of Research
lmammen@lee-associates.com

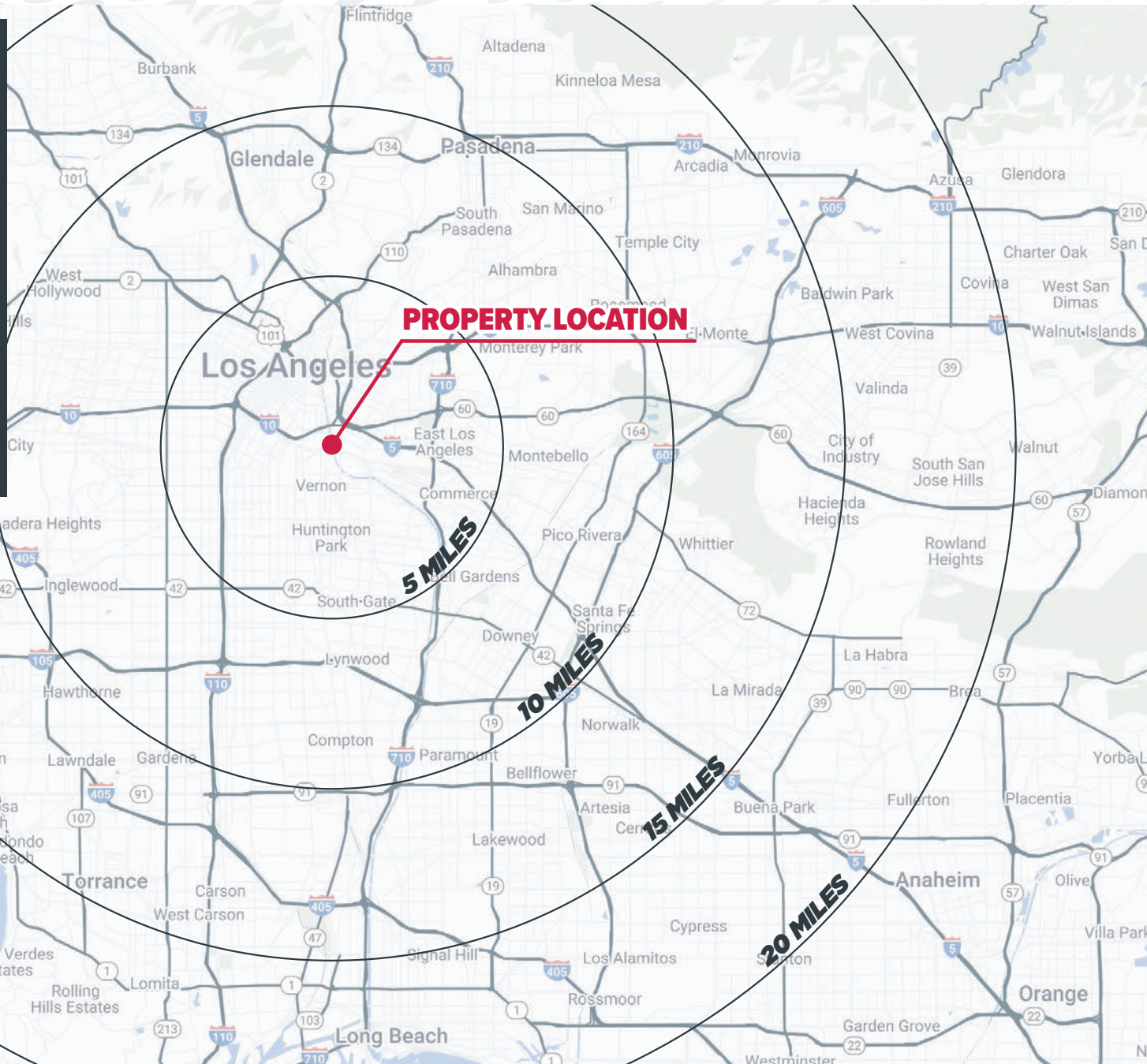
Sources: LAC-I Research, CoStar, Drayage Directory
Drayage Rates reflect base and fuel costs only
Based on a survey and sale comps of industrial properties 5,000 SF+

±64,600 SF Free Standing 2-Story Warehouse Facility

2209-2211 S SANTA FE AVE • VERNON

DEMOGRAPHIC MAP

	POPULATION			
5 Miles	10 Miles	15 Miles	20 Miles	
1,073,668	3,569,738	6,165,840	8,242,938	
	AVERAGE HH INCOME			
5 Miles	10 Miles	15 Miles	20 Miles	
\$86,926	\$109,367	\$133,930	\$137,703	
	EMPLOYEES			
5 Miles	10 Miles	15 Miles	20 Miles	
517,098	1,294,977	2,699,988	3,533,32	



DRIVING DISTANCE FROM PROPERTY

 DTLA
5 Miles

 LAX
17 Miles

 LA & LB PORTS
24 Miles