

# 423 N College Rd

## Demographic Report



### 423 N College Rd

#### Population

Distance	Male	Female	Total
1- Mi	2,366	2,668	5,034
3- Mi	21,676	23,432	45,107
5- Mi	52,043	56,751	108,794

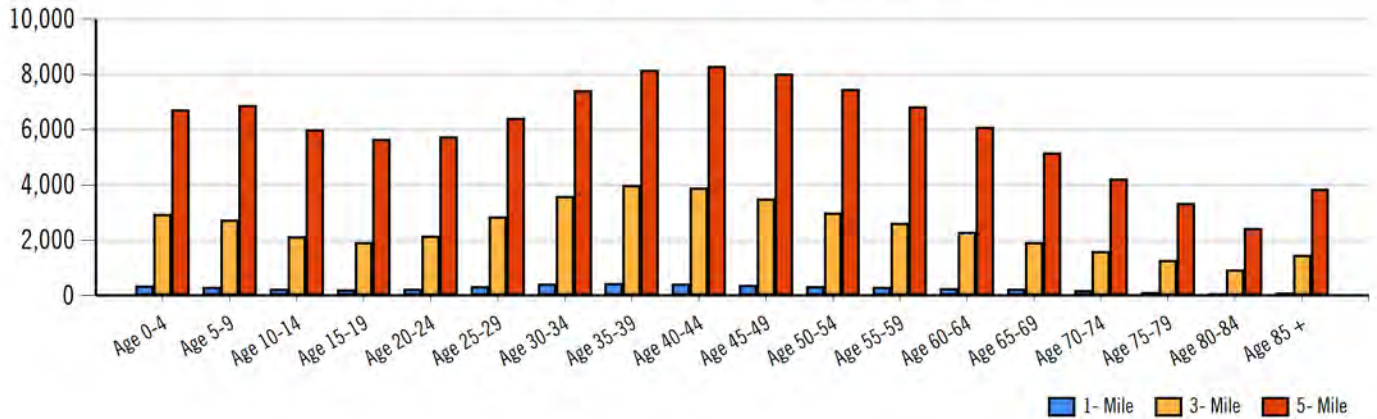


**Eastern Carolinas  
Commercial**  
REAL ESTATE

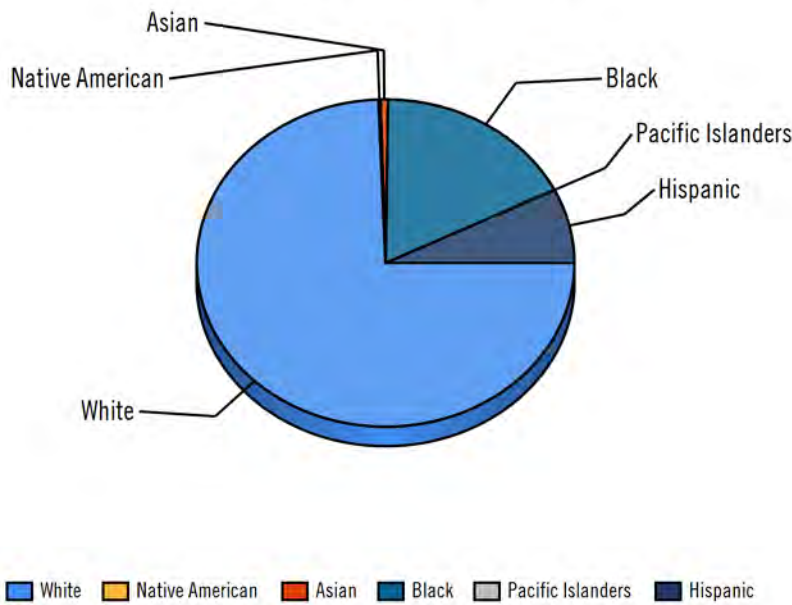
432 LANDMARK DRIVE, UNIT 4 WILMINGTON, NC 28412  
WWW.ECCRENC.COM  
O: 910.399.4602  
F: 910.399.4675

All information contained herein has been obtained from sources deemed reliable. However, no warranty or guarantee is made as to the accuracy of the information.

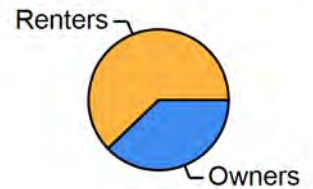
## Population by Distance and Age (2015)



### Ethnicity within 5 miles



#### Home Ownership 1 Mile



#### Home Ownership 3 Mile



#### Home Ownership 5 Mile



### Employment by Distance

Distance	Employed	Unemployed	Unemployment Rate
1-Mile	2,859	147	2.92 %
3-Mile	23,159	2,707	7.76 %
5-Mile	54,912	4,349	7.66 %



**Eastern Carolinas  
Commercial**  
REAL ESTATE

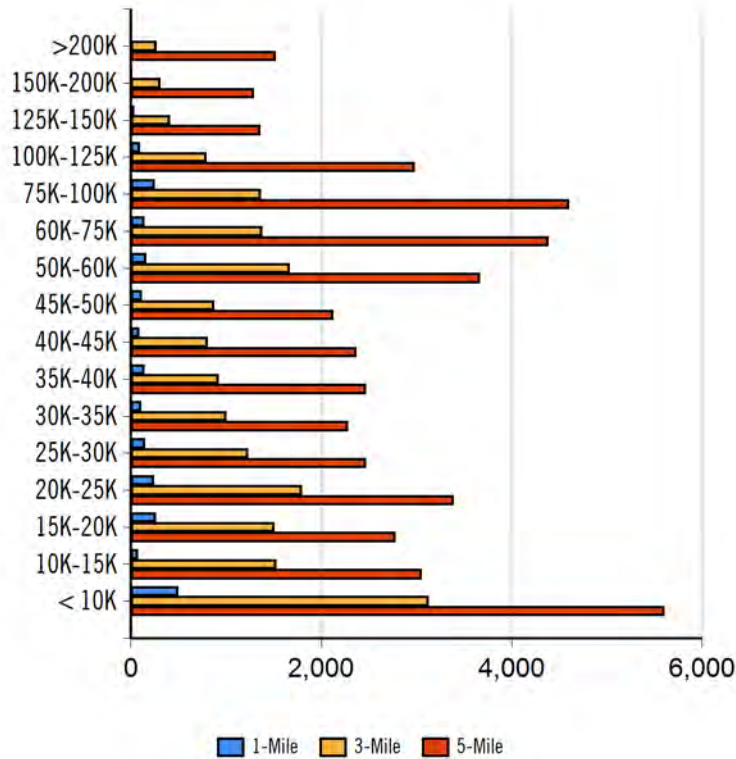
432 LANDMARK DRIVE, UNIT 4 WILMINGTON, NC 28412  
 WWW.ECCRENC.COM  
 O: 910.399.4602  
 F: 910.399.4675

All information contained herein has been obtained from sources deemed reliable. However, no warranty or guarantee is made as to the accuracy of the information.

## Labor & Income

	Agriculture	Mining	Construction	Manufacturing	Wholesale	Retail	Transportaion	Information	Professional	Utility	Hospitality	Pub-Admin	Other
1-Mile	4	0	229	189	46	298	95	93	234	569	664	48	269
3-Mile	41	0	1,610	1,248	409	2,405	719	473	2,398	5,237	5,005	546	2,645
5-Mile	90	0	4,074	3,304	1,677	6,621	1,987	1,383	6,413	12,985	9,139	1,487	5,393

## Household Income



Radius	Median Household Income
1-Mile	\$12,280.52
3-Mile	\$28,913.04
5-Mile	\$37,339.70

Radius	Average Household Income
1-Mile	\$15,592.18
3-Mile	\$35,149.30
5-Mile	\$44,948.05

Radius	Aggregate Household Income
1-Mile	\$92,345,982.16
3-Mile	\$854,035,477.32
5-Mile	\$2,652,131,088.86

## Education

	1-Mile	3-mile	5-mile
Pop > 25	3,710	33,469	78,513
High School Grad	1,104	8,763	18,802
Some College	827	7,669	17,753
Associates	390	2,618	6,369
Bachelors	801	7,470	18,764
Masters	139	1,836	4,601
Prof. Degree	45	460	1,442
Doctorate	16	146	406

## Tapestry

	1-Mile	3-mile	5-mile
Vacant Ready For Rent	35 %	57 %	81 %
Teen's	23 %	48 %	62 %
Expensive Homes	0 %	0 %	44 %
Mobile Homes	18 %	67 %	59 %
New Homes	131 %	174 %	134 %
New Households	90 %	134 %	112 %
Military Households	21 %	40 %	48 %
Households with 4+ Cars	25 %	51 %	48 %
Public Transportation Users	3 %	17 %	29 %
Young Wealthy Households	0 %	3 %	38 %

This Tapestry information compares this selected market against the average. If a tapestry is over 100% it is above average for that statistic. If a tapestry is under 100% it is below average.



**Eastern Carolinas  
Commercial**  
REAL ESTATE

432 LANDMARK DRIVE, UNIT 4 WILMINGTON, NC 28412  
WWW.ECCRENC.COM  
O: 910.399.4602  
F: 910.399.4675

All information contained herein has been obtained from sources deemed reliable. However, no warranty or guarantee is made as to the accuracy of the information.

# Expenditures

	1-Mile	%	3-Mile	%	5-Mile	%
<b>Total Expenditures</b>	83,193,907		707,742,040		1,939,175,810	
<b>Average annual household</b>	39,591		41,002		44,224	
<b>Food</b>	5,414	13.67 %	5,542	13.52 %	5,908	13.36 %
Food at home	3,592		3,605		3,775	
Cereals and bakery products	503		504		528	
Cereals and cereal products	177		176		185	
Bakery products	326		327		343	
Meats poultry fish and eggs	753		755		788	
Beef	186		185		193	
Pork	140		140		144	
Poultry	141		142		148	
Fish and seafood	116		118		126	
Eggs	57		56		58	
Dairy products	367		367		387	
Fruits and vegetables	692		700		736	
Fresh fruits	106		108		114	
Processed vegetables	134		134		138	
Sugar and other sweets	133		132		138	
Fats and oils	109		110		115	
Miscellaneous foods	673		675		706	
Nonalcoholic beverages	324		321		332	
Food away from home	1,822		1,937		2,132	
Alcoholic beverages	284		305		338	
<b>Housing</b>	14,883	37.59 %	15,166	36.99 %	16,098	36.40 %
Shelter	8,948		9,154		9,755	
Owned dwellings	4,881		5,210		5,764	
Mortgage interest and charges	2,460		2,648		2,964	
Property taxes	1,525		1,637		1,815	
Maintenance repairs	895		924		984	
Rented dwellings	3,532		3,330		3,273	
Other lodging	535		613		718	
Utilities fuels	3,631		3,620		3,757	
Natural gas	364		367		388	
Electricity	1,477		1,459		1,498	
Fuel oil	136		137		146	
Telephone services	1,127		1,125		1,168	
Water and other public services	526		530		555	
<b>Household operations</b>	895	2.26 %	949	2.31 %	1,042	2.36 %
Personal services	250		278		313	
Other household expenses	632		664		721	
Housekeeping supplies	520		537		572	
Laundry and cleaning supplies	145		144		150	
Other household products	285		299		321	
Postage and stationery	89		93		100	
Household furnishings	887		904		970	
Household textiles	56		60		68	
Furniture	163		158		159	
Floor coverings	7		6		5	
Major appliances	135		129		134	
Small appliances	77		81		88	
Miscellaneous	448		469		512	
<b>Apparel and services</b>	1,221	3.08 %	1,243	3.03 %	1,327	3.00 %
Men and boys	234		248		276	
Men 16 and over	186		199		223	
Boys 2 to 15	48		48		52	
Women and girls	472		482		517	



**Eastern Carolinas  
Commercial**  
REAL ESTATE

432 LANDMARK DRIVE, UNIT 4 WILMINGTON, NC 28412

WWW.ECCRENC.COM

O: 910.399.4602

F: 910.399.4675

All information contained herein has been obtained from sources deemed reliable. However, no warranty or guarantee is made as to the accuracy of the information.

Women 16 and over	389	402	434
Girls 2 to 15	83	80	82
Children under 2	89	87	89

## Expenditures (Continued)

	1-Mile	%	3-Mile	%	5-Mile	%
<b>Total Expenditures</b>	83,193,907		707,742,040		1,939,175,810	
<b>Average annual household</b>	39,591		41,002		44,224	
<b>Transportation</b>	5,378	13.58 %	5,480	13.37 %	5,837	13.20 %
Vehicle purchases	954		963		1,036	
Cars and trucks new	144		134		156	
Cars and trucks used	772		782		835	
Gasoline and motor oil	1,934		1,935		2,017	
Other vehicle expenses	2,150		2,195		2,339	
Vehicle finance charges	167		172		184	
Maintenance and repairs	703		723		776	
Vehicle insurance	879		926		982	
Vehicle rental leases	275		293		325	
Public transportation	339		386		443	
<b>Health care</b>	3,226	8.15 %	3,306	8.06 %	3,480	7.87 %
Health insurance	1,950		1,984		2,079	
Medical services	609		639		686	
Drugs	347		362		380	
Medical supplies	100		104		111	
<b>Entertainment</b>	2,235	5.65 %	2,342	5.71 %	2,529	5.72 %
Fees and admissions	377		433		506	
Television radios	913		913		949	
Pets toys	745		781		839	
Personal care products	510		528		573	
Reading	58		61		66	
Education	898		973		1,125	
Tobacco products	397		380		376	
<b>Miscellaneous</b>	637	1.61 %	674	1.64 %	736	1.66 %
<b>Cash contributions</b>	1,167		1,200		1,315	
<b>Personal insurance</b>	3,499		4,011		4,731	
Life and other personal insurance	157		171		192	
Pensions and Social Security	3,342		3,840		4,539	

Distance	Year	Estimated Households			Housing Occupied By		Housing Occupancy		
		Projection	2000	Change	1 Person	Family	Owner	Renter	Vacant
1-Mile	2015	944	846	9.06 %	324	431	426	518	78
3-Mile	2015	775	691	9.55 %	277	361	341	433	68
5-Mile	2015	742	677	7.09 %	239	405	414	328	98
1-Mile	2020	1042	846	20.53 %	360	470	467	575	99
3-Mile	2020	854	691	20.00 %	307	396	375	479	82
5-Mile	2020	803	677	15.41 %	259	437	449	354	127



**Eastern Carolinas  
Commercial**  
REAL ESTATE

432 LANDMARK DRIVE, UNIT 4 WILMINGTON, NC 28412  
WWW.ECCRENC.COM  
O: 910.399.4602  
F: 910.399.4675

All information contained herein has been obtained from sources deemed reliable. However, no warranty or guarantee is made as to the accuracy of the information.