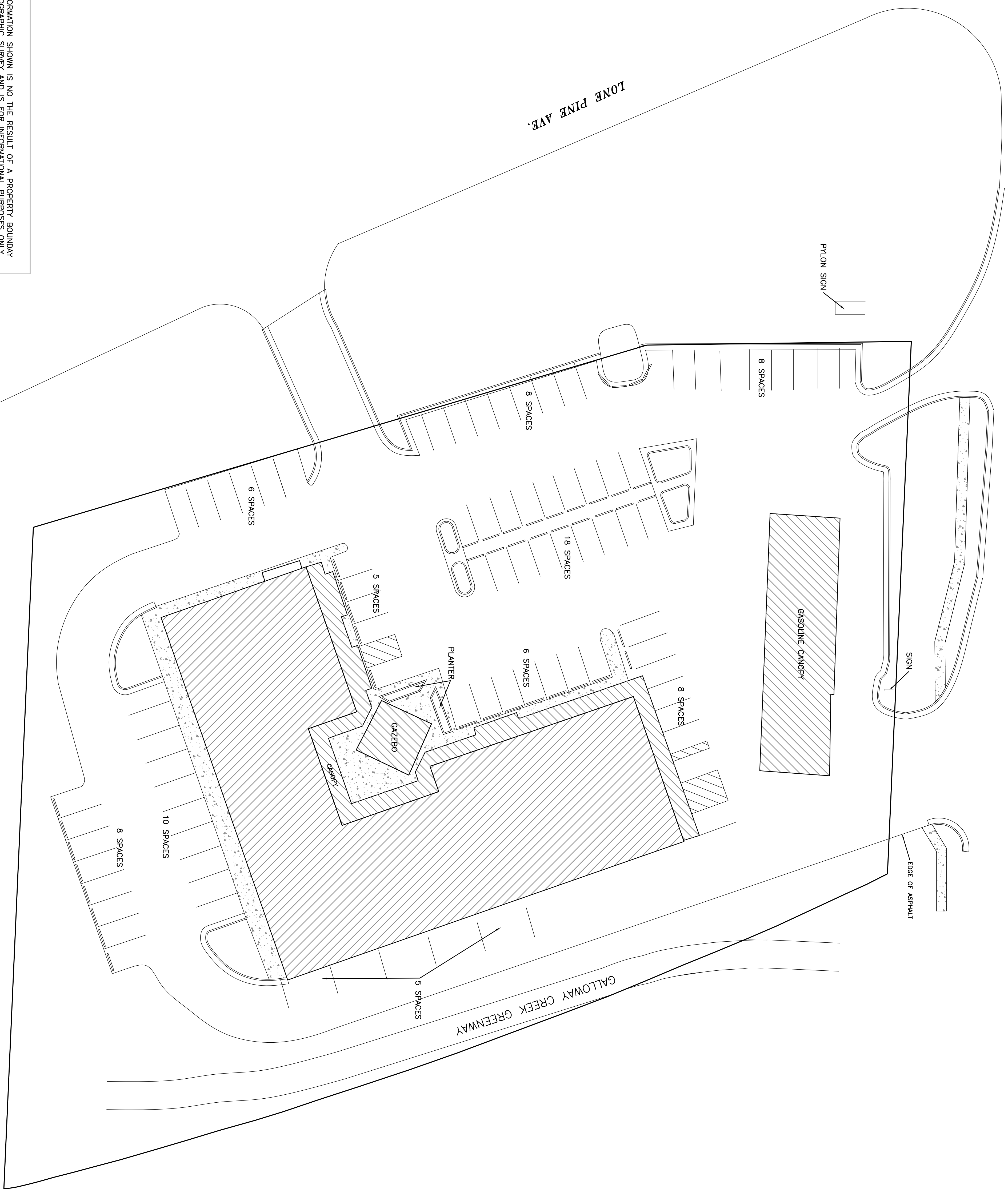
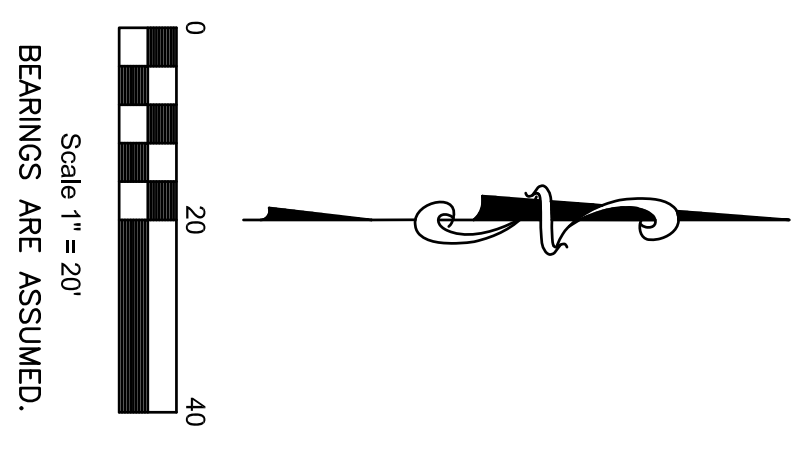


BATTLEFIELD RD.

LONE PINE AVE.



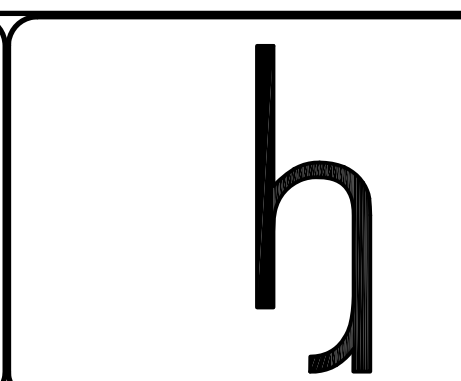
NOTE:
 THE INFORMATION SHOWN IS NO THE RESULT OF A PROPERTY BOUNDARY OR TOPOGRAPHIC SURVEY AND IS FOR INFORMATIONAL PURPOSES ONLY. THE INFORMATION SHOWN IS BASED ON RECENT AERIAL PHOTOGRAPHIC DATA AND FIELD SURVEY. HOOD-RICH ARCHITECTURE MAKES NO GUARANTEE THAT THE INFORMATION SHOWN IS ENTIRELY ACCURATE. THE WORK SHOWN HEREON INCLUDED NO ON-SITE VISITS TO VERIFY ITEMS SHOWN.



REV.	DATE

SITE SKETCH
 FOR
 HALF-A-HILL CENTER
 2800 E. BATTLEFIELD ROAD - SPRINGFIELD, MISSOURI

COM.M.N.O.
 14-131



hood-rich architecture
 architects | designers | surveyors
 Missouri Surveying Coporate License: LS-255-D
 801 S. Glenstone Springfield, MO 65802
 ph. 417. 862.4483 fax. 417.862.6504
 hoodrich.com