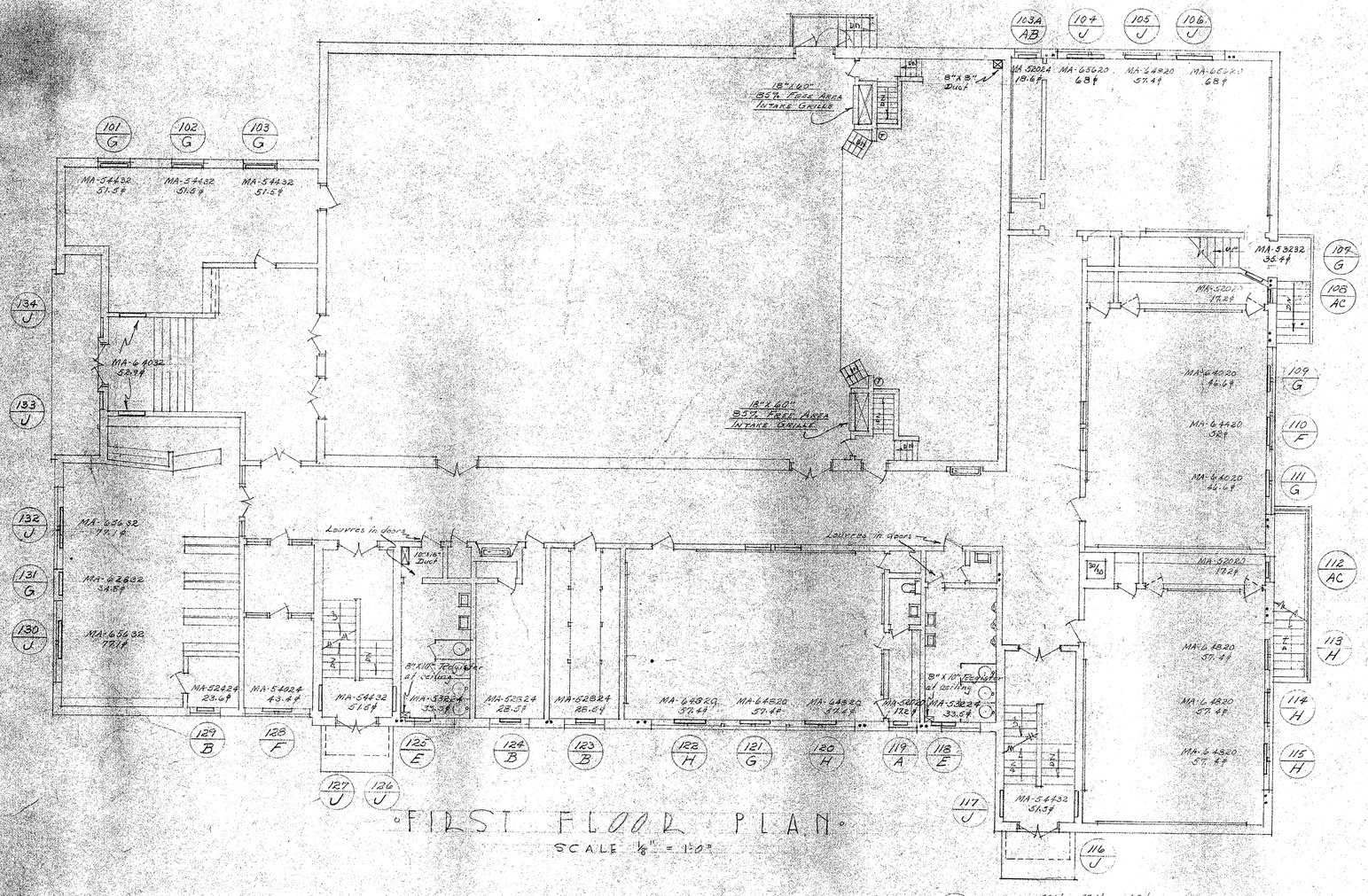
103A AB
104 J
105 J
106 J
MA-52024 18.6#
MA-65420 68#
MA-64920 57.4#
MA-66420 68#
8"x8" Duct
18"x60" 85% Free Area Intake Grille
101 G
102 G
103 G
MA-54432 51.5#
MA-54432 51.6#
MA-54432 51.5#
109 G
108 AC
MA-53232 35.4#
MA-52022 17.2#
MA-64020 46.6#
134 J
MA-64032 52.9#
133 J
18"x60" 85% Free Area Intake Grille
109 G
MA-64420 52#
110 F
MA-64020 46.6#
111 G
132 J
MA-63632 77.1#
Louvres in doors
12"x14" Duct
Louvres in doors
112 AC
MA-52022 17.2#
131 G
MA-64632 54.8#
130 J
MA-65632 77.1#
8"x10" Register at ceiling
8"x14" Register at ceiling
MA-64820 57.4#
113 H
MA-52424 23.6#
MA-54024 43.4#
MA-54432 51.6#
MA-53824 35.5#
MA-52824 28.5#
MA-52824 28.5#
MA-64820 57.4#
MA-64820 57.4#
MA-64820 57.4#
MA-52022 17.2#
MA-53824 35.5#
114 H
MA-64820 57.4#
129 B
128 F
125 E
124 B
123 B
122 H
121 G
120 H
119 A
118 E
115 H
MA-64820 57.4#
127 J
126 J
117 J
MA-54432 51.5#
116 J
FIRST FLOOR PLAN
SCALE 1/8" = 1'0"
N
B-1 M
Louvres in door
1207#
TYPE D-1 ECCENTRIC REDUCER INCREASER AT CEILING
4"R1W8 104#
1" 0026 F&T TRAP
1½" 742 Trap
10"x10" Duct
8"x10" Register
4"R1W6 79#
1½" 702 TRAP
B-3 K
1207#
Louvres in door
B-2 E
Drop along wall near floor
WA-54024 43.4#
KITCHEN
ECCENTRIC REDUCER
N. 61020 WASH CONDENSATE PUMP
Air line over door
1½" Pump discharge from Church
over door
Coat Closet
Rise 5.11 from 6'0" to 6'6"
Building Returns
Drop
B-5 D
Supply lateral taken from top of Main
Drop
STORAGE
MA-53632 40.9#
1" 0026 F&T TRAP
EA-112 Exhauster 16.40 C.F.M. 1/4 HP
grille intake at floor
CAFETERIA
TYPE A-472-2 1260 C.F.M. 335#
TYPE A-472-2 1260 C.F.M. 335#
ECCENTRIC REDUCER
¾" 0026 F&T TRAP
ECCENTRIC REDUCER
MA-53632 40.9#
B-4 D
along wall near floor
1" 0026 F&T TRAP
12"x50" Wall Box with louvres & bird screen
12"x50" Wall Box with louvres & bird screen
¾" 0026 F&T TRAP
BASEMENT PLAN
SCALE 1/8" = 1'0"
HEATING PLAN
NEW PAROCHIAL SCHOOL FOR ST. JOSEPH'S PARISH
BALTIMORE STREET
HANOVER, PENNA.
MOST REV. GEORGE L. LEECH, TRUSTEE
REV. EDWARD D. O'FLYNN, RECTOR
SHEET NO. H-1
DATE
BY
B. E. STARR A. I. A. REGISTERED ARCHITECT
410 N. SECOND ST. HARRISBURG, PA.
PAUL V. LONG REGISTERED ARCHITECT ASSOCIATE
REGISTERED ARCHITECT PENNSYLVANIA BERNARD E. STARR NO. E 2...
REGISTERED ARCHITECT PENNSYLVANIA PAUL V. LONG NO. 2...
Do not scale prints from this drawing. Verify all measurements at building.

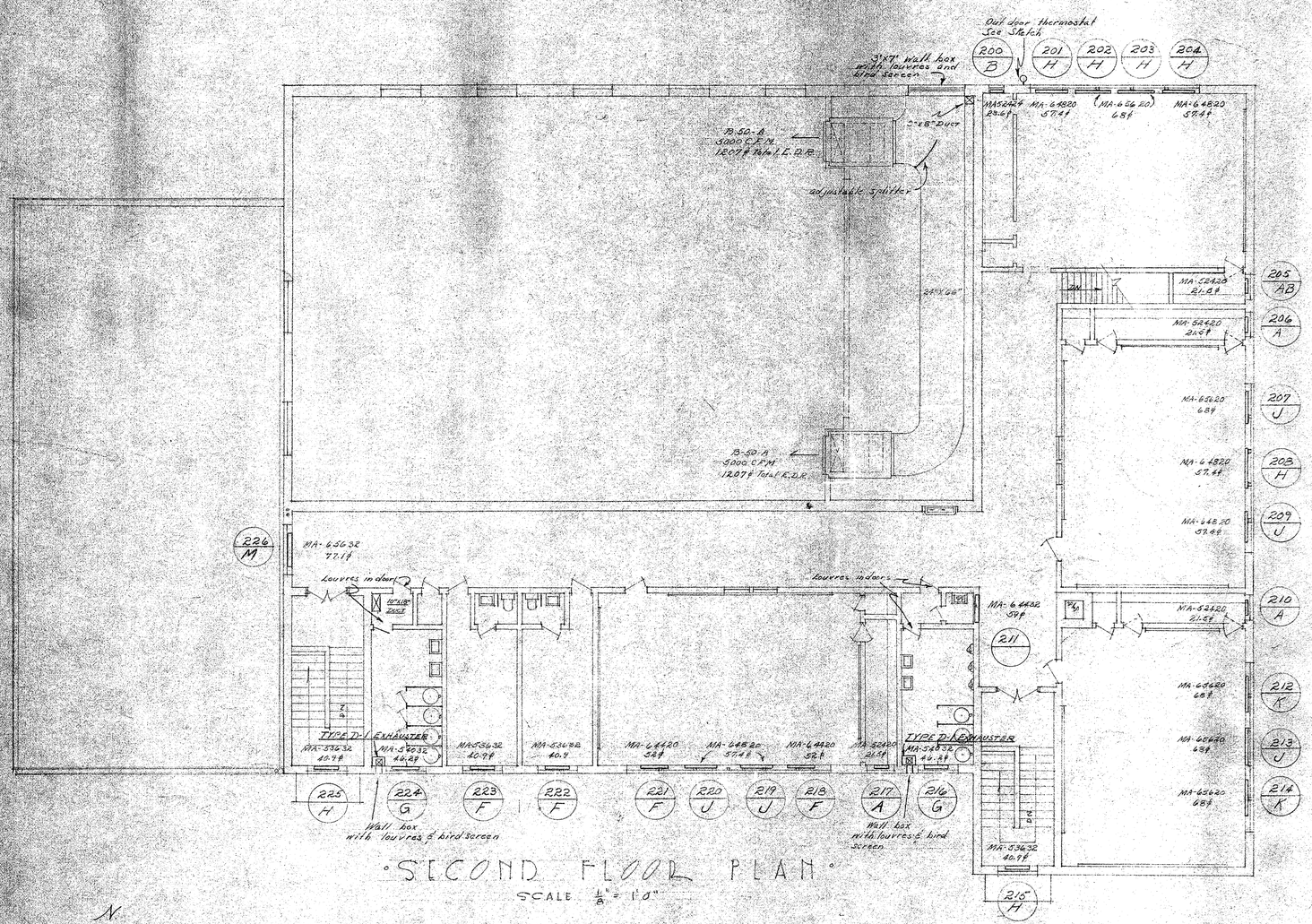

SECOND FLOOR PLAN

SCALE 1/8" = 1'0"

HEATING PLAN

NEW PAROCHIAL SCHOOL FOR
ST. JOSEPH'S PARISH
BALTIMORE STREET
HANOVER PENNA.
MOST. REV. GEORGE L. LEECH, THITEE
REV. EDWARD D. O'FLYNN, RECTOR

SHEET NO. H-2
DATE
BY

B. E. STARR A.I.A. REGISTERED ARCHITECT
410 N. SECOND ST. HARRISBURG, PA.
PAUL V. LONG REGISTERED ARCHITECT ASSOCIATE

REGISTERED ARCHITECT COMMONWEALTH OF PENNSYLVANIA BERNARD E. STARR NO. 4771

REGISTERED ARCHITECT COMMONWEALTH OF PENNSYLVANIA PAUL V. LONG NO. 4201

Do not scale from this drawing. Verify all measurements at building.

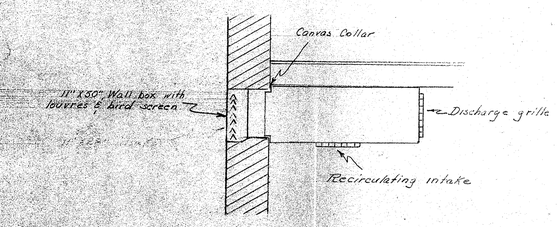

SKETCH OF UNIT VENTILATORS IN CAFETERIA
(No Scale)

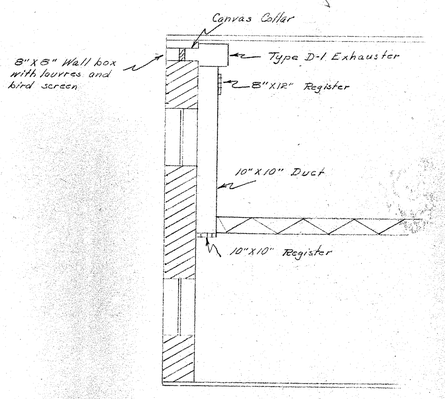

SKETCH OF LAVORATORY EXHAUSTER
(No Scale)

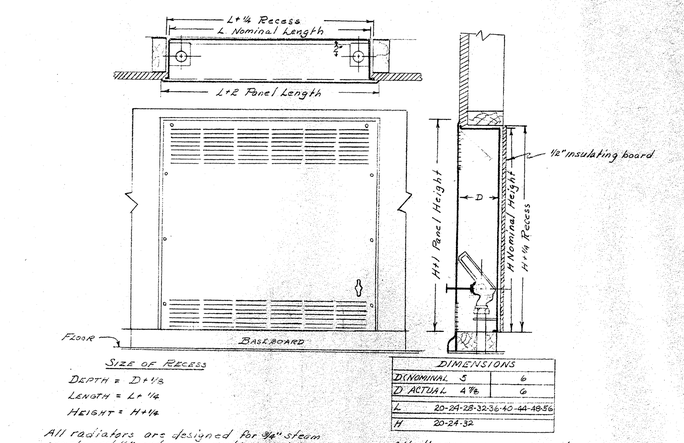

SIZE OF RECESS
DEPTH = D+1½
LENGTH = L+1¼
HEIGHT = H+1¼

DIMENSIONS		
D (NOMINAL	5	6
D ACTUAL	4⅞	6
L	20-24-28-32-36-40-44-48-56	
H	20-24-32	

All radiators are designed for ¾" steam supply and ½" return connections extending vertically to a height of 1¾" above bottom of cabinet. Valve & Trap are built into header.

All dimensions are in inches subject to slight variation.

SKETCH OF RECESS CONVECTOR
(No Scale)

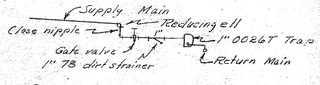

SKETCH OF DRIP AT END OF MAIN
(No Scale)

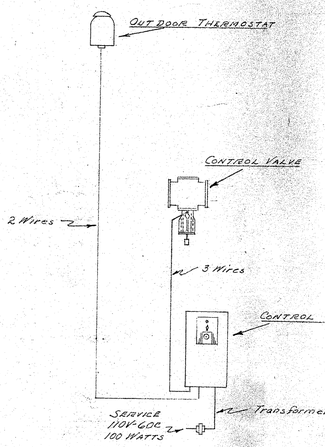

SKETCH OF WIRING FOR E-6 MODERATOR CONTROL

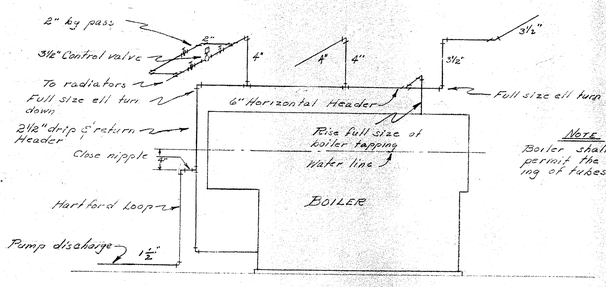

NOTE
Boiler shall be located as to permit the removal or installing of tubes

SKETCH OF DRIPPING STEAM HEADER ON BOILER
(No Scale)

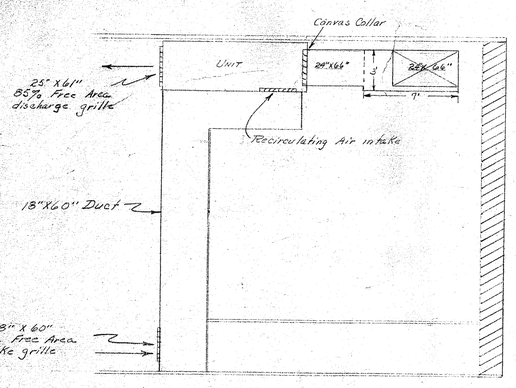

SKETCH OF DUCTS TO UNIT VENTILATORS IN AUDITORIUM
(No Scale)

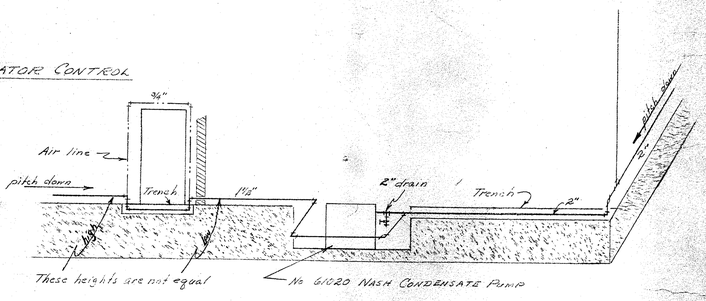

SKETCH OF RETURNS AROUND CONDENSATE PUMP
(No Scale)

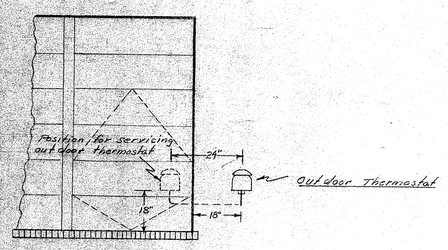

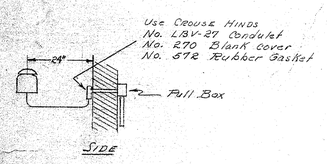

SKETCH OF LOCATING OUTDOOR THERMOSTAT
(No Scale)

NOTES

All supply and return mains to grade in direction of arrows approximately 1" in 20'-0"
All connections from mains to risers and rads shall be taken off the top and shall pitch down toward mains at least 2" in 10'-0."
All supply laterals to 1st. Floor rads. to be 1" & return laterals ¾"
All supply risers to be 1" unless otherwise noted, all return risers to be ¾" unless otherwise noted.
All laterals from risers to rads to grade down toward risers at least 2" in 10'-0"
All piping to be reamed & cleaned before assembly.
Ⓣ denotes thermostat.

Depth of Pit to be determined by Heating Contractor so that returns will flow to pump by gravity. Floor of Pit to be concrete 4" thick.

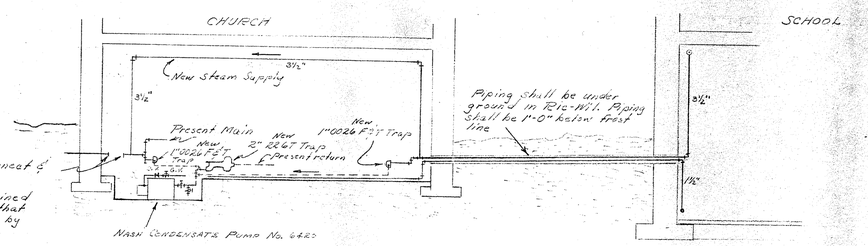

DIAGRAMMATIC ARRANGEMENT OF CONNECTING NEW SUPPLY MAIN TO PRESENT HEATING SYSTEM.
NO SCALE

HEATING PLAN.

NEW PAROCHIAL SCHOOL FOR
ST JOSEPH'S PARISH
BALTIMORE STREET
HANOVER, PENNA.
MOST REV. GEORGE L. LEECH, TRUSTEE
REV. EDWARD D. O'FLYNN, RECTOR.

SHEET NO. H-3
DATE
BY

B. E. STARR A.I.A. REGISTERED ARCHITE
410 N. SECOND ST. HARRISBURG, P
PAUL V. LONG REGISTERED ARCHITECT ASSOCIATE

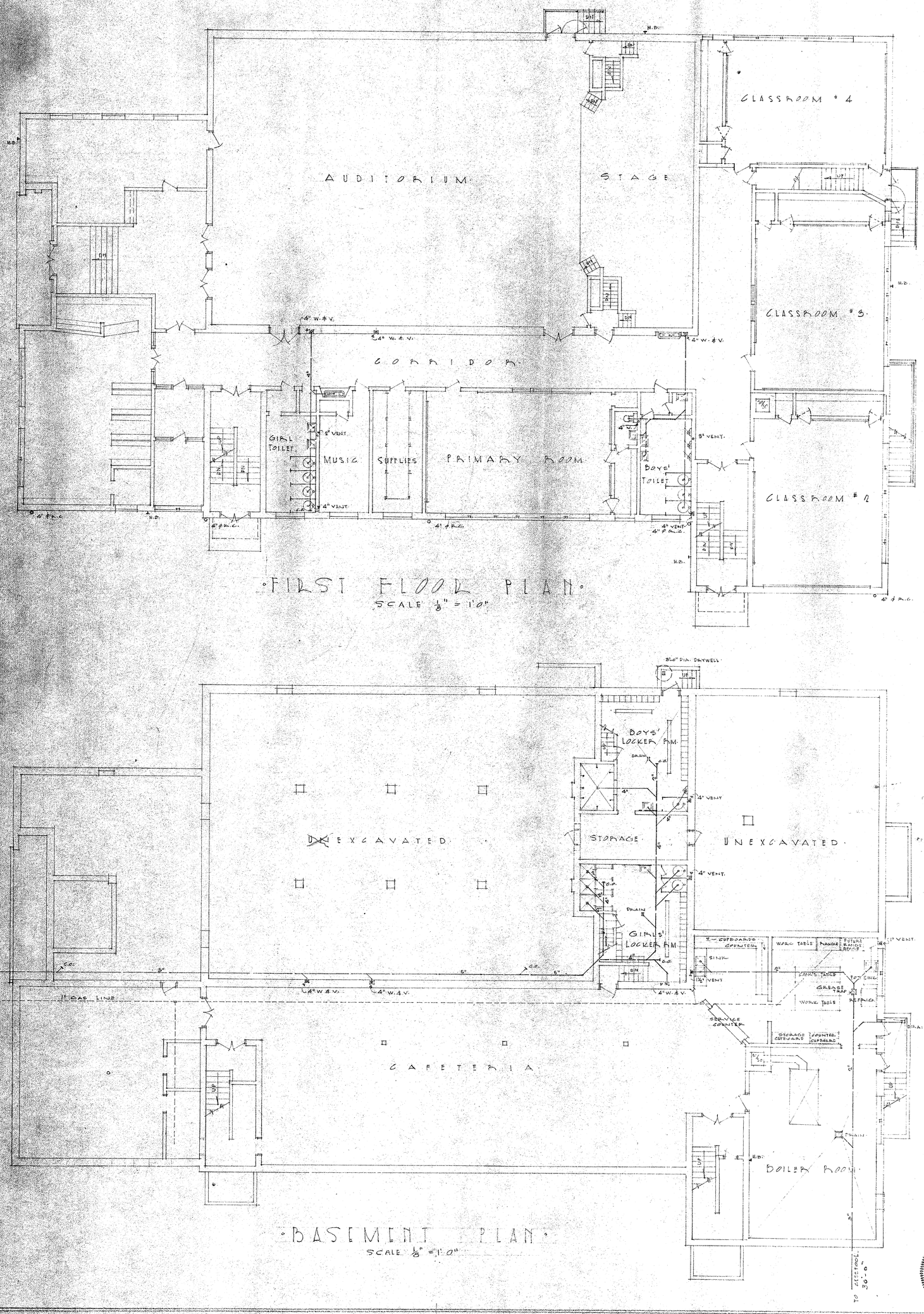

FIRST FLOOR PLAN.

SCALE 1/8" = 1'0"

BASEMENT PLAN.

SCALE 1/8" = 1'0"

PLUMBING PLAN.

NEW PAROCHIAL SCHOOL FOR
ST. JOSEPH'S PARISH
BALTIMORE STREET
HANOVER, PENNA.
MOST REV. GEORGE L. LEECH, TRUSTEE
REV. EDWARD D. O'FLYNN, RECTOR

SHEET NO. P-1
DATE 6/11/48
BY

B. E. STARR A. I. A. REGISTERED ARCHITECT
410 N. SECOND ST. HARRISBURG, PA.
PAUL V. LONG REGISTERED ARCHITECT ASSOCIATE

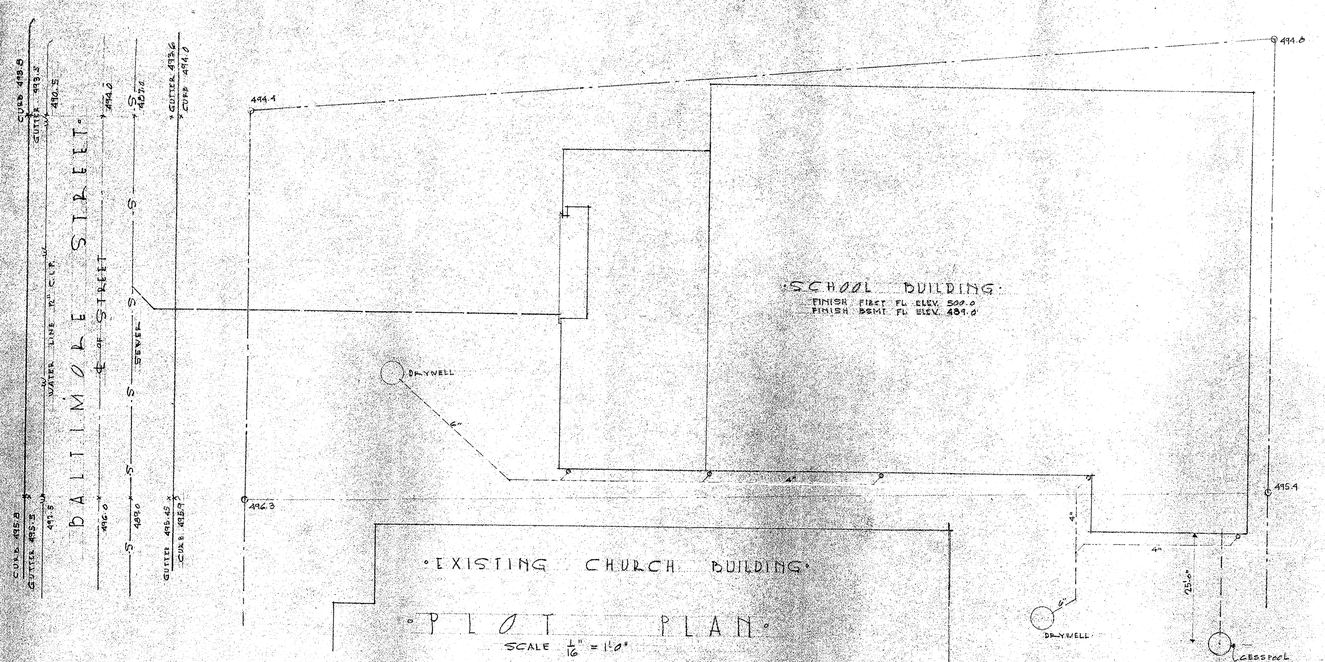

PLOT PLAN

SCALE 1/16" = 1'-0"

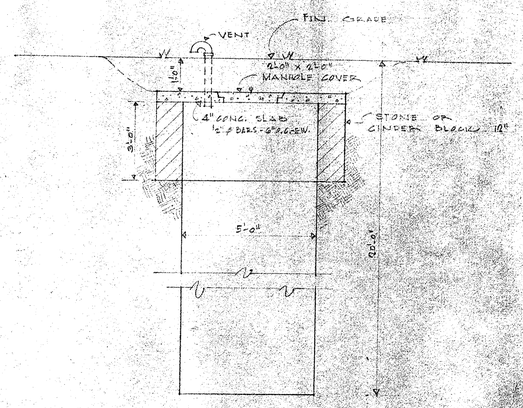

DETAIL OF CESSPOOL

SCALE 3/8" = 1 FT.

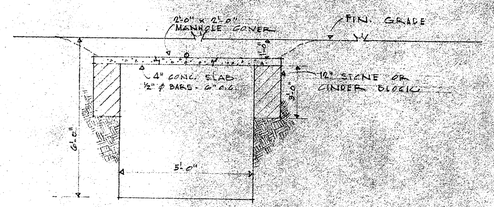

DETAIL OF DRYWELL

SCALE 3/8" = 1 FT.

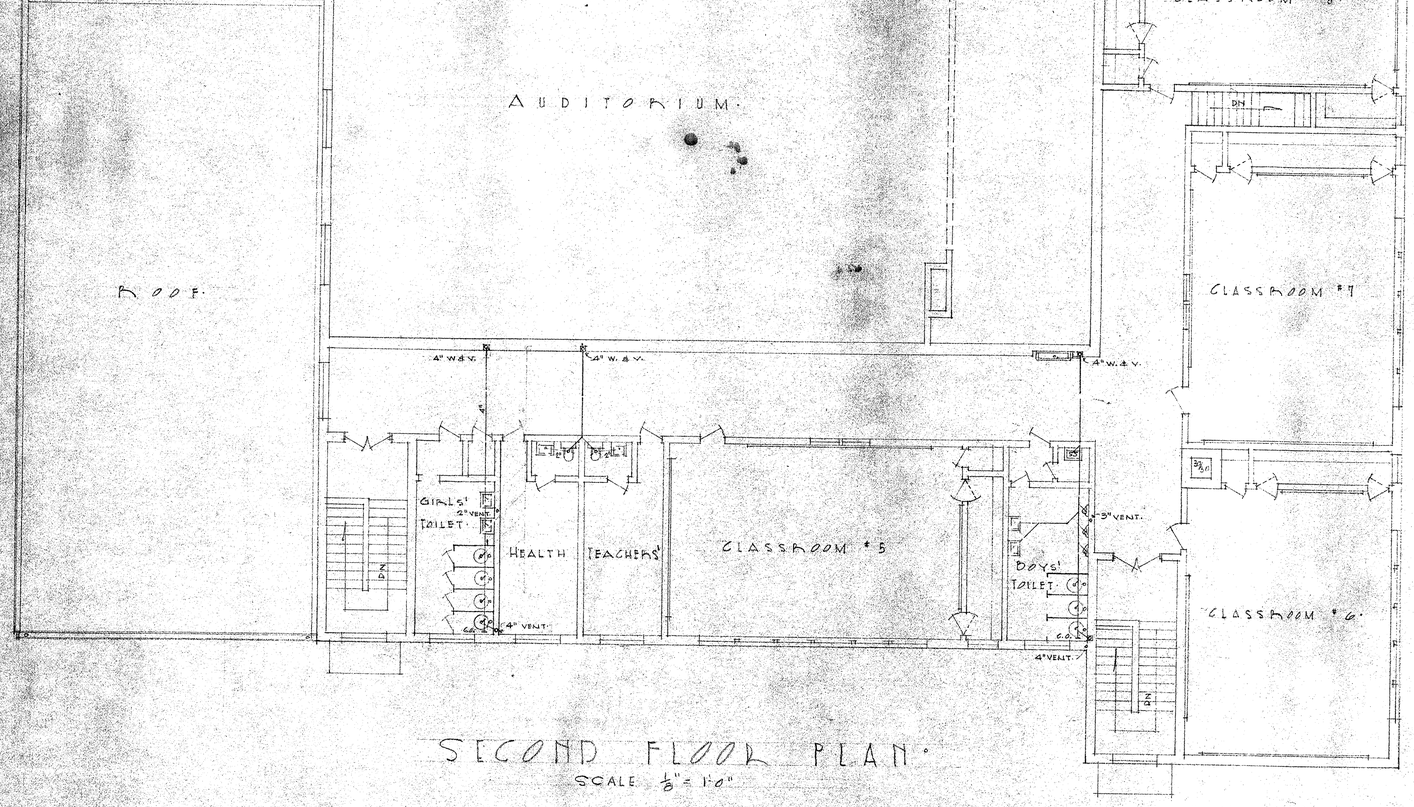

SECOND FLOOR PLAN

SCALE 1/8" = 1'-0"

PLUMBING PLAN

NEW PAROCHIAL SCHOOL FOR
ST. JOSEPH'S PARISH
BALTIMORE STREET
HANOVER, PENNA.
MOST REV. GEORGE L. LEECH, TRUSTEE
REV. EDWARD D. O'FLYNN, RECTOR

SHEET NO. P-2

DATE 6/21/48

BY

B. E. STARR A. I. A. REGISTERED ARCHITECT
410 N. SECOND ST. HARRISBURG, PA.
PAUL V. LONG REGISTERED ARCHITECT ASSOCIATE

REGISTERED ARCHITECT PENNSYLVANIA BERNARD E. STARR NO. 271

REGISTERED ARCHITECT PENNSYLVANIA PAUL V. LONG NO. 2007