



## Newark Warehouse

80 Wheeler Point Rd, Newark, NJ 07105

**Kevin Kehr**

Royale Property Management  
184 New Egypt Road, Lakewood, NJ 08701

[kevin@royaleproperty.com](mailto:kevin@royaleproperty.com)

(800) 558-7692



## Newark Warehouse

Negotiable

The property consists of 23,000 square feet of warehouse and office space. The majority of the property consists of warehouse space with 18' clear ceiling heights.

Total Space Available:	2,500 SF
------------------------	----------

Rental Rate:	Negotiable
--------------	------------

Property Type:	Industrial
----------------	------------

Property Sub-type:	Warehouse
--------------------	-----------

Building Size:	23,000 SF
----------------	-----------

Lot Size:	0.89 AC
-----------	---------

## Space 1

1

Space Available	2,500 SF
Rental Rate	Negotiable
Space / Lot Type	Warehouse
Clear Ceiling Height	18 ft.

Two roll up doors and two single doors



**80 Wheeler Point Rd, Newark, NJ 07105**

The property is perfectly located 15 miles west of Manhattan In northern Jersey. It is next to I-95, route 1 & 9, I-78, and the Newark Airport.



# Property Photos

---




One Roll Up Door



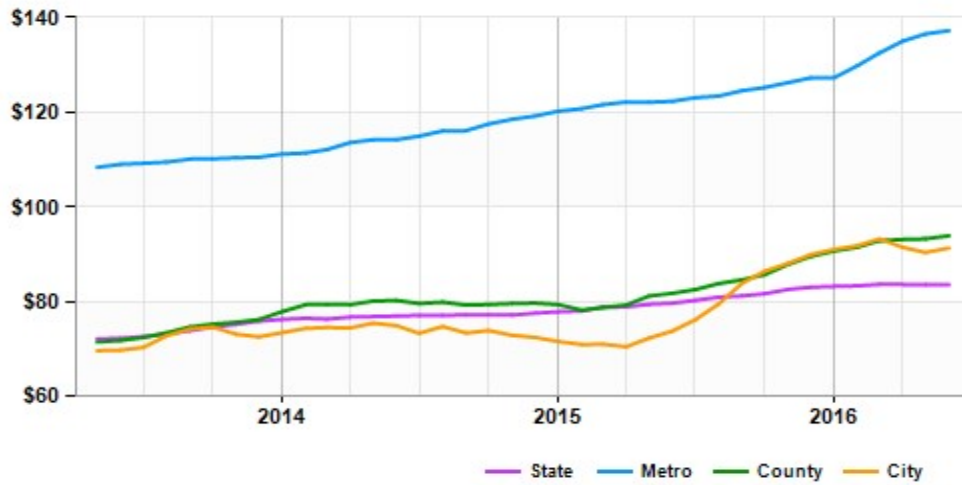
# Property Photos

---



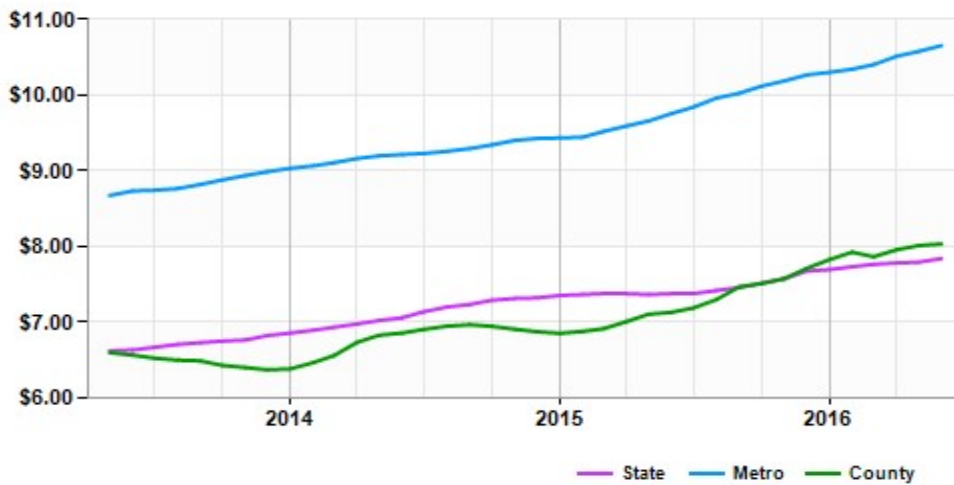
# Market Trends

Asking Prices Industrial for Sale Newark, NJ (\$/SF)



	Jun 16	vs. 3 mo. prior	Y-O-Y
State	\$83	-0.1%	+4.9%
City	\$91	-2.0%	+23.8%
Metro	\$137	+3.6%	+12.2%
County	\$94	+1.1%	+14.9%

Asking Rent Industrial for Lease Newark, NJ (\$/SF/Year)



	Jun 16	vs. 3 mo. prior	Y-O-Y
State	\$7.84	+1.0%	+6.3%
Metro	\$10.65	+2.4%	+9.2%
County	\$8.03	+2.1%	+12.7%