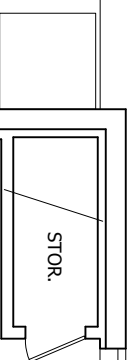


DRAIN TO DAYLIGHT

GRASS

CONC.



OPTIONAL SEATING
225 SF/15 NET = 15 O.L.



ORNAMENTAL GRASS
1'4"-2"

GRASS



CONC.

ASPHALT

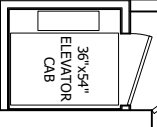
COMMERCIAL
1230 SF

FLOOR DRAIN

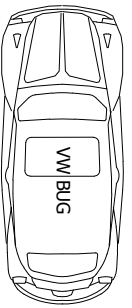
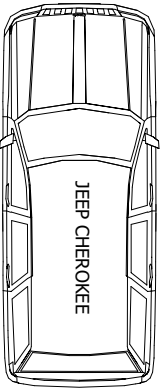


T=10"
R=7/5"±

Up



APT. TENANT SPACE
620 SF



RET. WALL

Up
TENANT STAIR TO 1ST FLR.

5'-4"
ADDITION

19'-7"

16'-0"

25'-4"

DRAIN TO



56 WEST AVENUE
BASEMENT FLOOR PLAN

