DRAWING INDEX

ARCHITECTURAL		DATE
A1	FLOOR PLAN	06-19-09
A2	SCHEDULES	06-19-09
MEP1	MECHANICAL, ELECTRICAL/LIGHTING, & PLUMBING PLAN	06-19-09
		06-19-09

ALL ABOVE SHEETS ARE INCLUDED IN ARCHITECTS PROFESSIONAL SEAL.

DRAWING HISTORY

PERMIT SUBMITTAL	06-19-09

PROJECT INFORMATION

APPLICABLE CODES*

*AS LOCALLY AMENDED

2003 INTERNATIONAL BUILDING CODE
ILLINOIS PLUMBING CODE, CURRENT
2003 INTERNATIONAL MECHANICAL CODE
2003 INTERNATIONAL FUEL GAS CODE
2006 INTERNATIONAL ENERGY CONSERVATION CODE
2002 NATIONAL ELECTRIC CODE (NFPA 70)
ILLINOIS ACCESSIBILITY CODE (4/24/97)
CURRENT LIFE SAFTEY CODE (NFPA 101)

FIRST FLOOR = 3,500 S.F.
OCC. LOAD = 35
SECOND FLOOR = 1,470 S.F.
OCC. LOAD = 15

PROJECT DATA

USE GROUP - B
CONSTRUCTION TYPE - 5B
FIRE SUPPRESSION - AUTOMATIC SPRINKLERS (per NFPA 13)

HOLD HARMLESS

THE ARCHITECT IS NOT OVERSEEING THE CONSTRUCTION OF THIS SPACE. THE USE OF THESE DRAWINGS BY ANY CONTRACTOR, SUBCONTRACTOR, BUILDERS, TRADESMEN OR WORKER SHALL INSTIGATE A HOLD HARMLESS AGREEMENT BETWEEN THE DRAWING USER AND THE ARCHITECT.

THE USER SHALL IN FACT AGREE TO HOLD THE ARCHITECT HARMLESS FOR ANY RESPONSIBILITY IN REGARD TO CONSTRUCTION MEANS, METHODS, TECHNIQUES, SEQUENCES OR PROCEDURES AND FOR ANY SAFETY PRECAUTIONS AND PROGRAMS IN CONNECTION WITH THE WORK AND FURTHER SHALL HOLD THE ARCHITECT HARMLESS FOR COSTS AND PROBLEMS ARISING FROM THE NEGLIGENCE OF CONTRACTOR, SUBCONTRACTOR, TRADESMEN OR WORKMEN. THE USE OF THESE DRAWINGS ALSO IMPLIES THAT THE ARCHITECT SHALL TAKE NO RESPONSIBILITY FOR THE PLAN USER'S FAILURE TO CARRY OUT THE WORK IN ACCORDANCE WITH THE DRAWINGS OR CONTRACT DOCUMENTS.

STATE OF ILLINOIS
ERIC R CARLSON
001-018652
LICENSED ARCHITECT

SIGNED: ERIC R CARLSON, ARCHITECT
ILLINOIS REGIST. NO. 001.018652
DATE: 06-19-09
LIC. EXP.: 11-30-10

STATEMENT OF COMPLIANCE

I HAVE CAUSED TO BE PREPARED UNDER MY SUPERVISION, THE ATTACHED PLANS AND SPECIFICATIONS AND STATE THAT, TO THE BEST OF MY KNOWLEDGE AND BELIEF AND THE EXTENT OF MY CONTRACTUAL OBLIGATION, THEY ARE IN COMPLIANCE WITH THE ENVIRONMENTAL BARRIERS ACT [410 ILCS 25] AND THE ILLINOIS ACCESSIBILITY CODE (71 ILL. ADM. CODE 400).

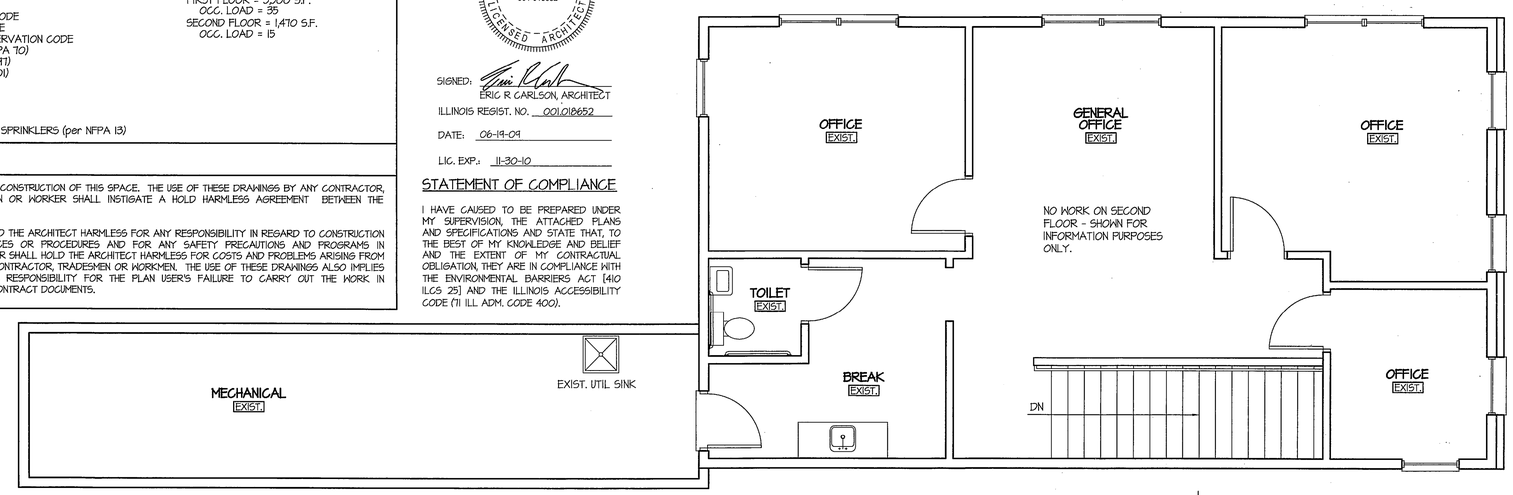

EXISTING SECOND FLOOR PLAN - NO CHANGE

SCALE: 1/4" = 1'-0"

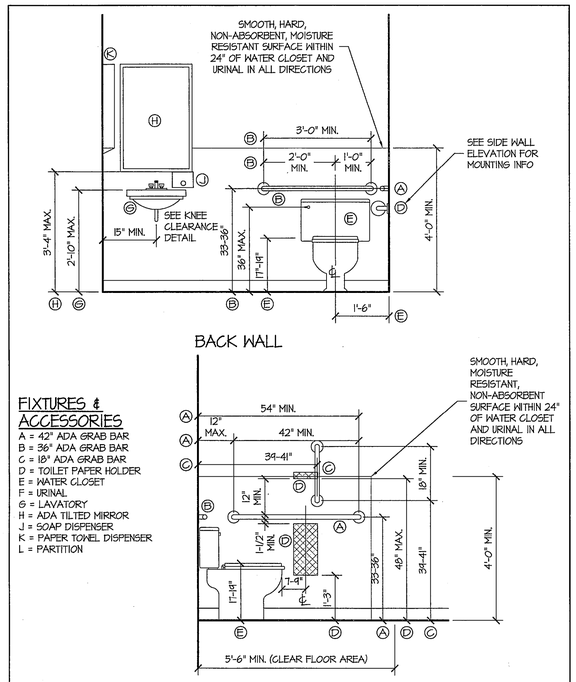

FIXTURES & ACCESSORIES

A = 42" ADA GRAB BAR
B = 36" ADA GRAB BAR
C = 18" ADA GRAB BAR
D = TOILET PAPER HOLDER
E = WATER CLOSET
F = URINAL
G = LAVATORY
H = ADA TILTED MIRROR
J = SOAP DISPENSER
K = PAPER TOWEL DISPENSER
L = PARTITION

TYP. GRAB BAR DETAIL

NOTES

ALL LAV. FAUCETS IN ACCESSIBLE TOILET ROOMS SHALL HAVE WRIST BLADE TYPE HANDLES THAT DO NOT REQUIRE GRASPING OR TWISTING OF THE WRIST.

FAUCET ACTIVATION FORCE SHALL NOT BE GREATER THAT 5 FT-LB.

ALL EXPOSED SUPPLY AND DRAIN PIPING BENEATH LAV. SHALL BE INSULATED.

FLUSH HANDLE SHALL BE LOCATED ON THE OPEN SIDE OF THE WC.

DISPENSERS AND RECEPTACLES SHALL BE MOUNTED WITH THEIR HIGHEST OPERABLE PART NO MORE THAN 3'-4" ABOVE THE FLOOR.

ACCESSORIES SUCH AS GRAB BARS, TOWEL BARS, PAPER DISPENSERS AND SOAP DISHES, PROVIDED ON OR WITHIN WALLS, SHALL BE INSTALLED AND SEALED TO PROTECT STRUCTURAL ELEMENTS FROM MOISTURE.

GRAB BARS SHALL BE MOUNTED SO AS TO WITHSTAND A LOAD OF AT LEAST 250 LBS. APPLIED ANYWHERE ALONG THE LENGTH OF THE GRAB BAR.

GRAB BARS SHALL NOT ROTATE WITHIN THEIR FITTINGS.

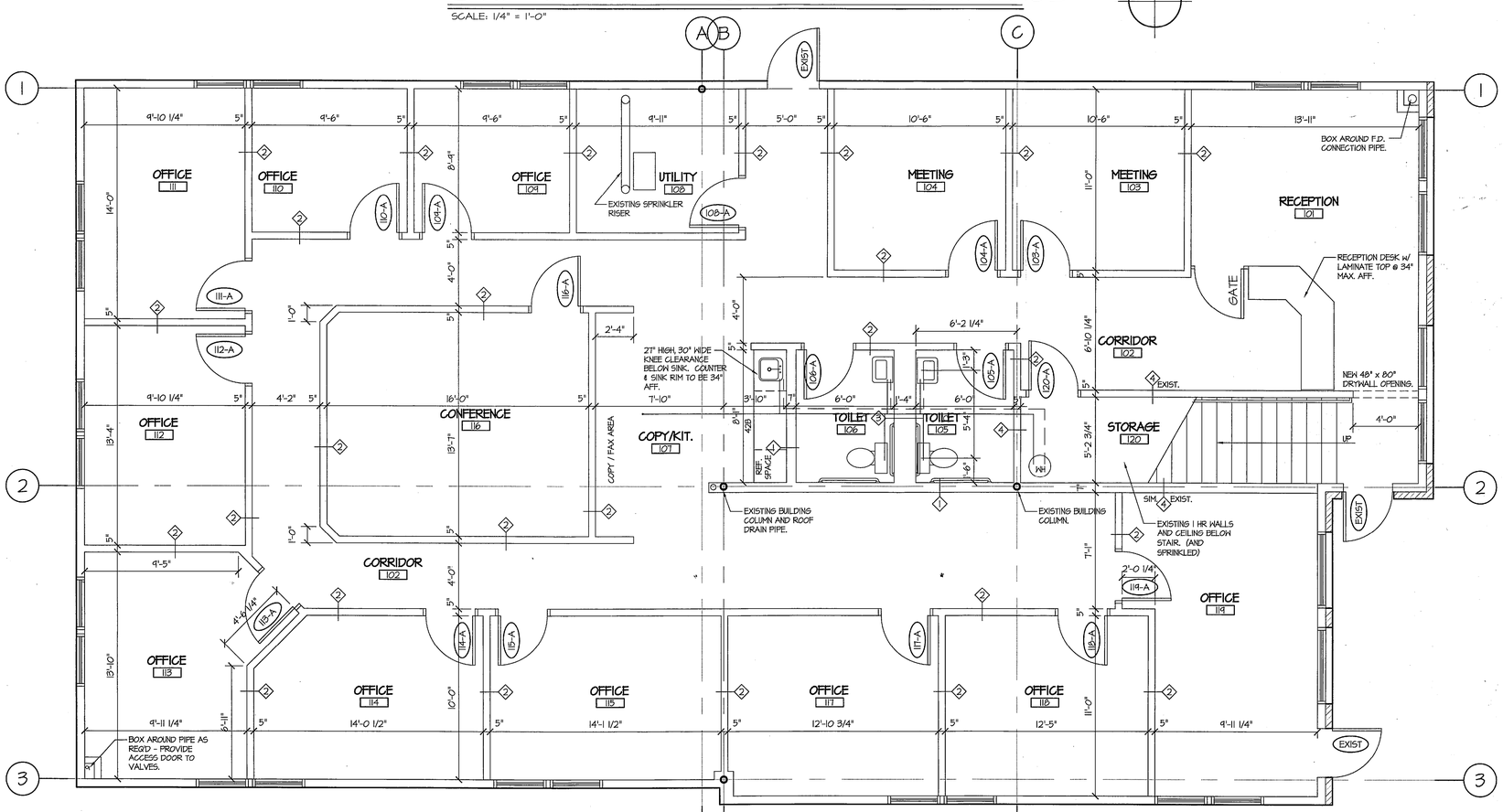

FIRST FLOOR PLAN

SCALE: 1/4" = 1'-0"

NORTH

FOR CONSTRUCTION

INTERSECTION, LLC
ARCHITECTURE
ENGINEERING
CONSTRUCTION
TECHNOLOGY
2580 FOXFIELD ROAD, SUITE 101
ST. CHARLES, IL 60174
PHONE (630) 587-2900
FAX (630) 587-8383

IF PRINTED TO SCALE, BOTH THESE BARS WILL MEASURE 1"

TRIAD Construction Services, Inc.
2775 Norton Creek Drive West Chicago, IL 60185-6411
(630) 584-3500 • (FAX) 584-1774
Developers Design/Builders Project Managers

Interior Buildout For:

Hazen Office Building

1024 W. Main Street
St. Charles, IL 60174

REVISIONS	
PERMIT SUBMITTAL	06-18-09
DRAWN BY: JJS	05-12-09
FILE NAME: #	

FLOOR PLAN

SHEET A1