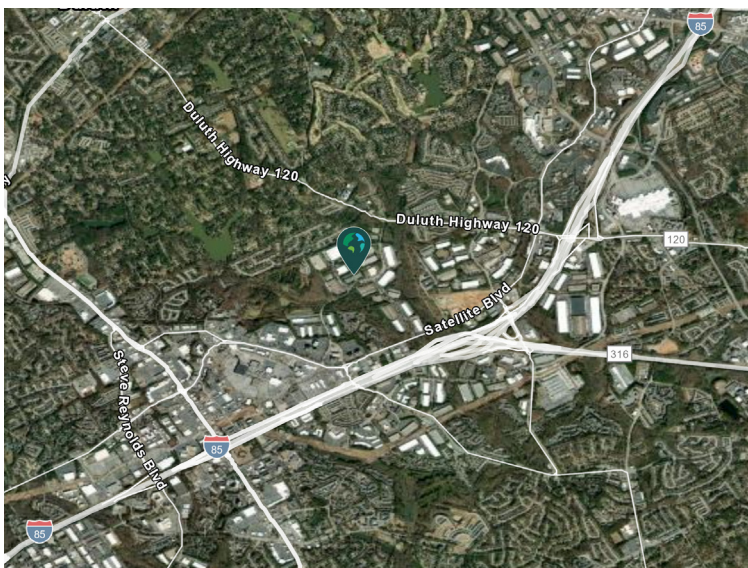


**2150 Northmont Parkway, Suite P  
Duluth, GA 30096**

Prologis Northmont



- Located ±2.0 miles to Interstate 85
- Located ±2.9 miles to GA-316
- Located ±34.5 miles to Hartsfield-Jackson Atlanta International Airport

**Property Features**


Available Space	20,800 SF
Office SF	1,620 SF
Clear Height	21' minimum
Column Spacing	40' x 40'
Dock Doors	Three (3) with EOD levelers
Drive In Doors	One (1)
Truck Court Depth	119'
Car Parking Spaces	Twenty-three (23)
Electrical Service	277/480V, 400A
Comments	End cap space



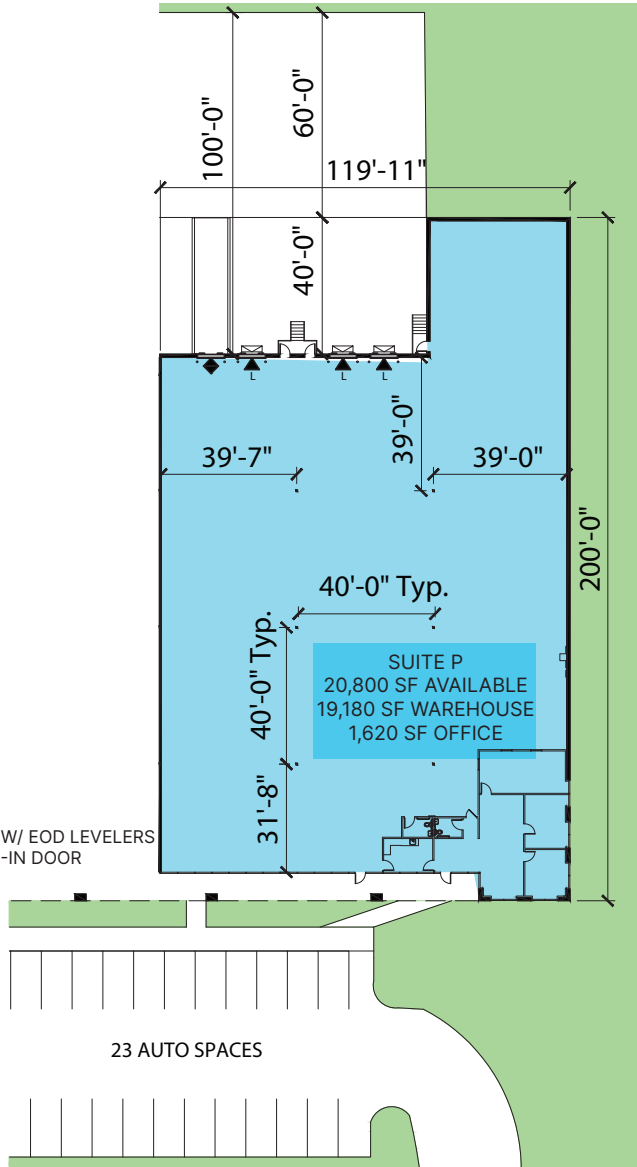
Unlock the full potential of your warehouse with one strategic, single-source partner.



**LEGEND:**

-  DOCK DOOR
-  DOCK DOOR W/LEVELER
-  DRIVE-IN DOOR
-  ON-GRADE DOOR
-  EDGE OF DOCK LEVELER
-  PIT LEVELER
-  LAND
-  WATER
-  LEASED AREA
-  VACANT AREA

3 DOCK DOORS W/ EOD LEVELERS  
1 DRIVE-IN DOOR



Scan the QR code for more info!



**Lee & Associates Atlanta**  
Craig Viergever, SIOR  
cviergever@lee-associates.com  
ph +1 404 442 2843

**Lee & Associates Atlanta**  
Tyler Flemming  
tflemming@lee-associates.com  
ph +1 404 442 2855

**Lee & Associates Atlanta**  
Cort Volandt  
cvolandt@lee-associates.com  
ph +1 404 442 2801

**Prologis**  
Rachel Karle  
rkarle@prologis.com  
ph +1 404 760 7260  
prologis.com