

185 Cental Ave
Norwich, CT
\$900.00

Now Leasing



High traffic area 4 offices with reception area. Approximately 1000 sq. ft. of office. Handy cap accessible.

- Security system
- office parking 2 spaces in rear.
- 4 offices
- Building renovated 2006

Harriet Cohen

Sales Professional - Residential and Commercial
harrietcohen@bhhsne.com
860-608-6542
www.bhhsneproperties.com/ct-realtor.aspx/harriet-cohen-4005

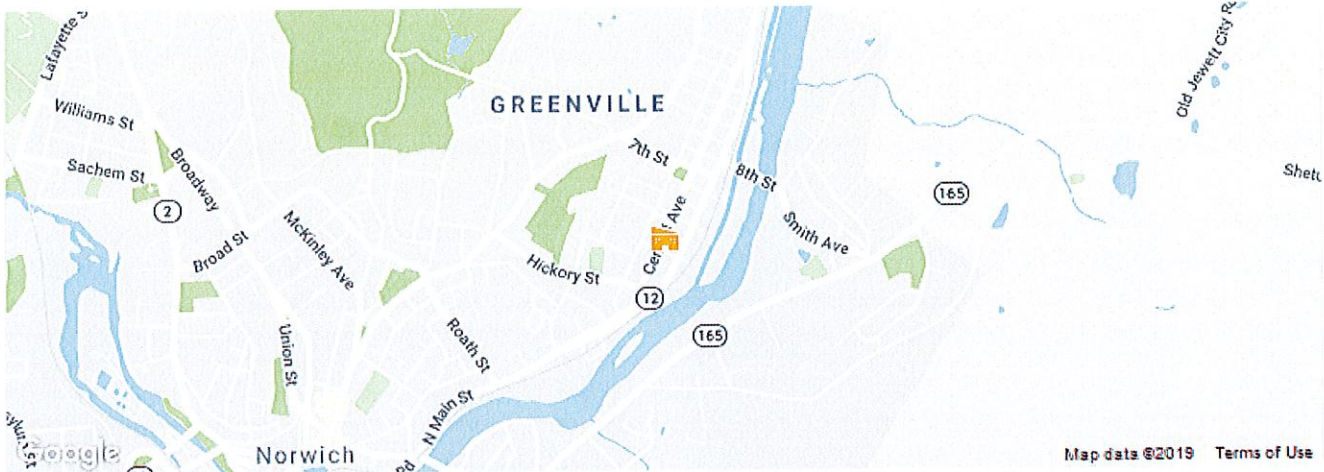


**BERKSHIRE
HATHAWAY**
HomeServices
New England Properties

COMMERCIAL DIVISION

CT Lic #: RES 0765515
316 Main Street Niantic, CT 06357
©2019 BHH Affiliates, LLC. Real Estate Brokerage Services are offered through the network member franchisees of BHH Affiliates, LLC. Most franchisees are independently owned and operated. Berkshire Hathaway HomeServices and the Berkshire Hathaway HomeServices symbol are registered service marks of HomeServices of America, Inc. Information not verified or guaranteed. If your property is currently listed with a Broker, this is not intended as a solicitation.

Maps



Legend: Subject Property

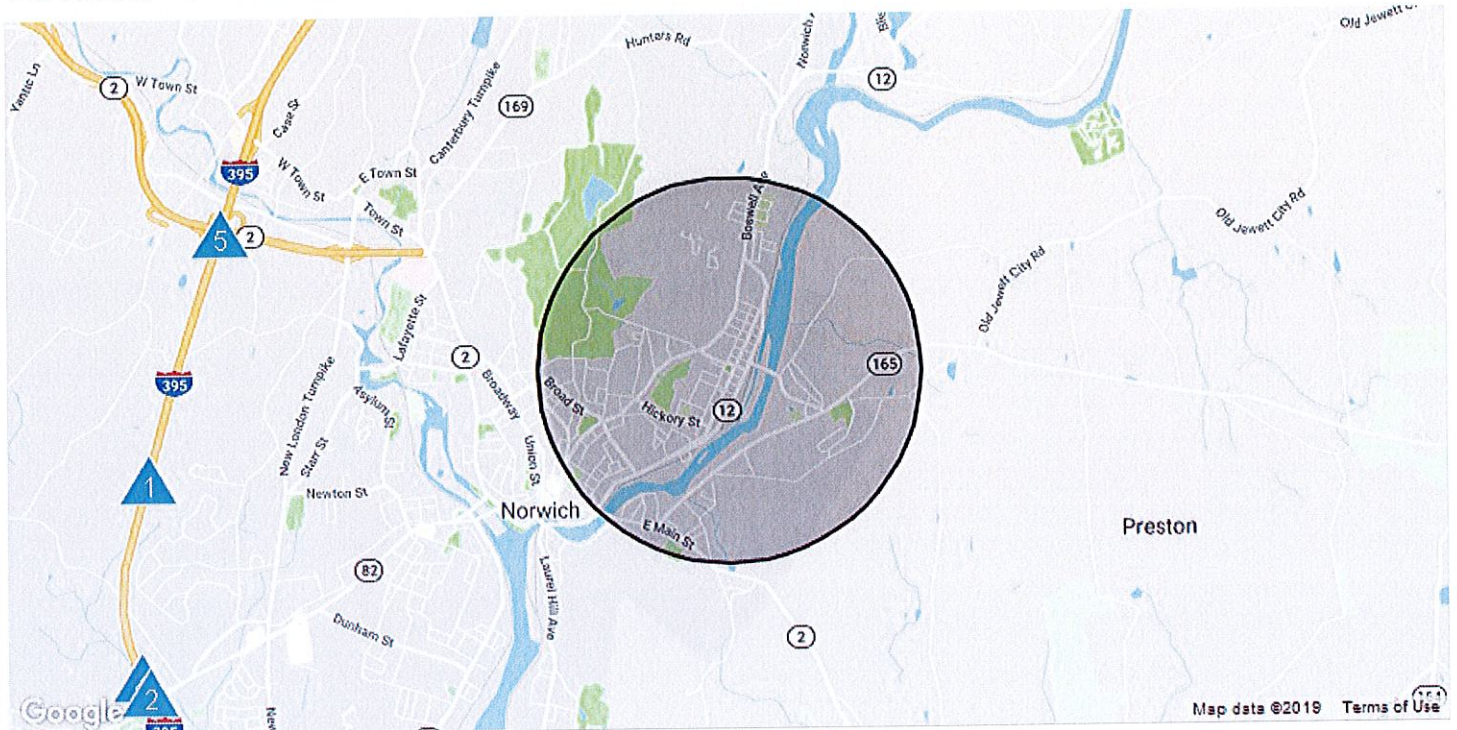


Legend: Subject Property



Legend: Subject Property

Traffic Counts



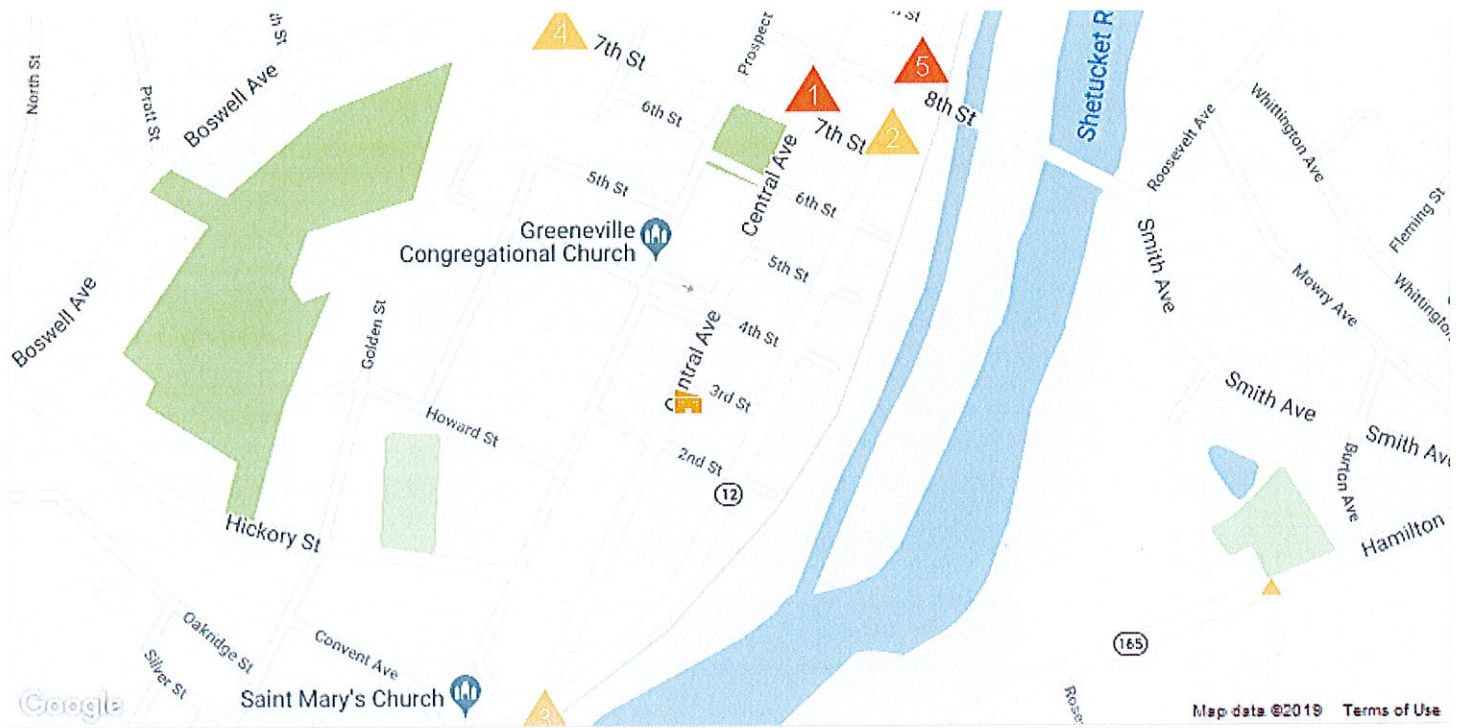
Daily Traffic Counts ▲ Up 6,000 / day ▲ 6,001 – 15,000 ▲ 15,001 – 30,000 ▲ 30,001 – 50,000 ▲ 50,001 – 100,000 ▲ Over 100,000 / day

1	2	3	4	5																																																									
62,524	60,457	58,018	53,653	52,998																																																									
2017 Est. daily traffic counts	2017 Est. daily traffic counts	2017 Est. daily traffic counts	2017 Est. daily traffic counts	2017 Est. daily traffic counts																																																									
Street: I-395 Cross: Wawecus Hill Rd Cross Dir: S Dist: 0.67 miles	Street: I-395 Cross: Salem Tpk Cross Dir: SE Dist: 0.05 miles	Street: I-395 Cross: Salem Tpk Cross Dir: N Dist: 0.31 miles	Street: I-395 Cross: Salem Tpk Cross Dir: SE Dist: 0.14 miles	Street: I-395 Cross: State Hwy 32 Cross Dir: NE Dist: 0.02 miles																																																									
Historical counts	Historical counts	Historical counts	Historical counts	Historical counts																																																									
<table border="1"> <thead> <tr> <th>Year</th> <th>Count</th> <th>Type</th> </tr> </thead> <tbody> <tr> <td>2005</td> <td>▲ 62,600</td> <td>ADT</td> </tr> <tr> <td>2002</td> <td>▲ 60,200</td> <td>ADT</td> </tr> <tr> <td>2001</td> <td>▲ 57,700</td> <td>ADT</td> </tr> <tr> <td>1997</td> <td>▲ 37,100</td> <td>AAAT</td> </tr> </tbody> </table>	Year	Count	Type	2005	▲ 62,600	ADT	2002	▲ 60,200	ADT	2001	▲ 57,700	ADT	1997	▲ 37,100	AAAT	<table border="1"> <thead> <tr> <th>Year</th> <th>Count</th> <th>Type</th> </tr> </thead> <tbody> <tr> <td>2005</td> <td>▲ 58,500</td> <td>ADT</td> </tr> <tr> <td>2002</td> <td>▲ 54,500</td> <td>ADT</td> </tr> </tbody> </table>	Year	Count	Type	2005	▲ 58,500	ADT	2002	▲ 54,500	ADT	<table border="1"> <thead> <tr> <th>Year</th> <th>Count</th> <th>Type</th> </tr> </thead> <tbody> <tr> <td>2005</td> <td>▲ 65,900</td> <td>ADT</td> </tr> <tr> <td>2002</td> <td>▲ 61,300</td> <td>ADT</td> </tr> <tr> <td>2001</td> <td>▲ 60,600</td> <td>ADT</td> </tr> <tr> <td>1997</td> <td>▲ 49,800</td> <td>AAAT</td> </tr> </tbody> </table>	Year	Count	Type	2005	▲ 65,900	ADT	2002	▲ 61,300	ADT	2001	▲ 60,600	ADT	1997	▲ 49,800	AAAT	<table border="1"> <thead> <tr> <th>Year</th> <th>Count</th> <th>Type</th> </tr> </thead> <tbody> <tr> <td>2005</td> <td>▲ 51,600</td> <td>ADT</td> </tr> <tr> <td>2002</td> <td>▲ 48,300</td> <td>ADT</td> </tr> </tbody> </table>	Year	Count	Type	2005	▲ 51,600	ADT	2002	▲ 48,300	ADT	<table border="1"> <thead> <tr> <th>Year</th> <th>Count</th> <th>Type</th> </tr> </thead> <tbody> <tr> <td>2005</td> <td>▲ 54,000</td> <td>ADT</td> </tr> <tr> <td>2002</td> <td>▲ 52,000</td> <td>ADT</td> </tr> </tbody> </table>	Year	Count	Type	2005	▲ 54,000	ADT	2002	▲ 52,000	ADT
Year	Count	Type																																																											
2005	▲ 62,600	ADT																																																											
2002	▲ 60,200	ADT																																																											
2001	▲ 57,700	ADT																																																											
1997	▲ 37,100	AAAT																																																											
Year	Count	Type																																																											
2005	▲ 58,500	ADT																																																											
2002	▲ 54,500	ADT																																																											
Year	Count	Type																																																											
2005	▲ 65,900	ADT																																																											
2002	▲ 61,300	ADT																																																											
2001	▲ 60,600	ADT																																																											
1997	▲ 49,800	AAAT																																																											
Year	Count	Type																																																											
2005	▲ 51,600	ADT																																																											
2002	▲ 48,300	ADT																																																											
Year	Count	Type																																																											
2005	▲ 54,000	ADT																																																											
2002	▲ 52,000	ADT																																																											

NOTE: Daily Traffic Counts are a mixture of actual and Estimates (*)



Traffic Counts



Daily Traffic Counts ▲ Up 6,000 / day ▲ 6,001 – 15,000 ▲ 15,001 – 30,000 ▲ 30,001 – 50,000 ▲ 50,001 – 100,000 ▲ Over 100,000 / day

1	2	3	4	5																																							
6,500	4,842	4,738	1,769	6,400																																							
1999 Est. daily traffic counts	2017 Est. daily traffic counts	2017 Est. daily traffic counts	2017 Est. daily traffic counts	1999 Est. daily traffic counts																																							
Street: Central Ave Cross: 7th St Cross Dir: SW Dist: 0.02 miles	Street: N Main St Cross: 7th St Cross Dir: SW Dist: 0.02 miles	Street: N Main St Cross: Erin St Cross Dir: SW Dist: 0.15 miles	Street: 7th St Cross: Boswell Ave Cross Dir: NW Dist: 0.04 miles	Street: N Main St Cross: 8th St Cross Dir: SW Dist: 0.02 miles																																							
Historical counts	Historical counts	Historical counts	Historical counts	Historical counts																																							
<table border="1"> <thead> <tr><th>Year</th><th>Count</th><th>Type</th></tr> </thead> <tbody> <tr><td>1999</td><td>4,800</td><td>ADT</td></tr> </tbody> </table>	Year	Count	Type	1999	4,800	ADT	<table border="1"> <thead> <tr><th>Year</th><th>Count</th><th>Type</th></tr> </thead> <tbody> <tr><td>2005</td><td>5,000</td><td>ADT</td></tr> <tr><td>2002</td><td>4,800</td><td>ADT</td></tr> <tr><td>1999</td><td>4,800</td><td>ADT</td></tr> </tbody> </table>	Year	Count	Type	2005	5,000	ADT	2002	4,800	ADT	1999	4,800	ADT	<table border="1"> <thead> <tr><th>Year</th><th>Count</th><th>Type</th></tr> </thead> <tbody> <tr><td>2005</td><td>4,200</td><td>ADT</td></tr> <tr><td>1999</td><td>4,000</td><td>ADT</td></tr> </tbody> </table>	Year	Count	Type	2005	4,200	ADT	1999	4,000	ADT	<table border="1"> <thead> <tr><th>Year</th><th>Count</th><th>Type</th></tr> </thead> <tbody> <tr><td>1999</td><td>1,200</td><td>ADT</td></tr> <tr><td>1997</td><td>4,500</td><td>ADT</td></tr> </tbody> </table>	Year	Count	Type	1999	1,200	ADT	1997	4,500	ADT	<table border="1"> <thead> <tr><th>Year</th><th>Count</th><th>Type</th></tr> </thead> <tbody> </tbody> </table>	Year	Count	Type
Year	Count	Type																																									
1999	4,800	ADT																																									
Year	Count	Type																																									
2005	5,000	ADT																																									
2002	4,800	ADT																																									
1999	4,800	ADT																																									
Year	Count	Type																																									
2005	4,200	ADT																																									
1999	4,000	ADT																																									
Year	Count	Type																																									
1999	1,200	ADT																																									
1997	4,500	ADT																																									
Year	Count	Type																																									

NOTE: Daily Traffic Counts are a mixture of actual and Estimates (*)