



PROPERTY PROFILE

Location 742 S. Main Street, Sebastopol, CA
Asking Price Contact broker
Zoning General Commercial
Property ±3,200 SF Showroom
Highlights Fantastic showroom space

Located at the entrance of Downtown Sebastopol;
 right off of Gravenstein HWY South

Great signage opportunities available

Adjacent tenant is Big-O-Tires

Tenants in the area are:

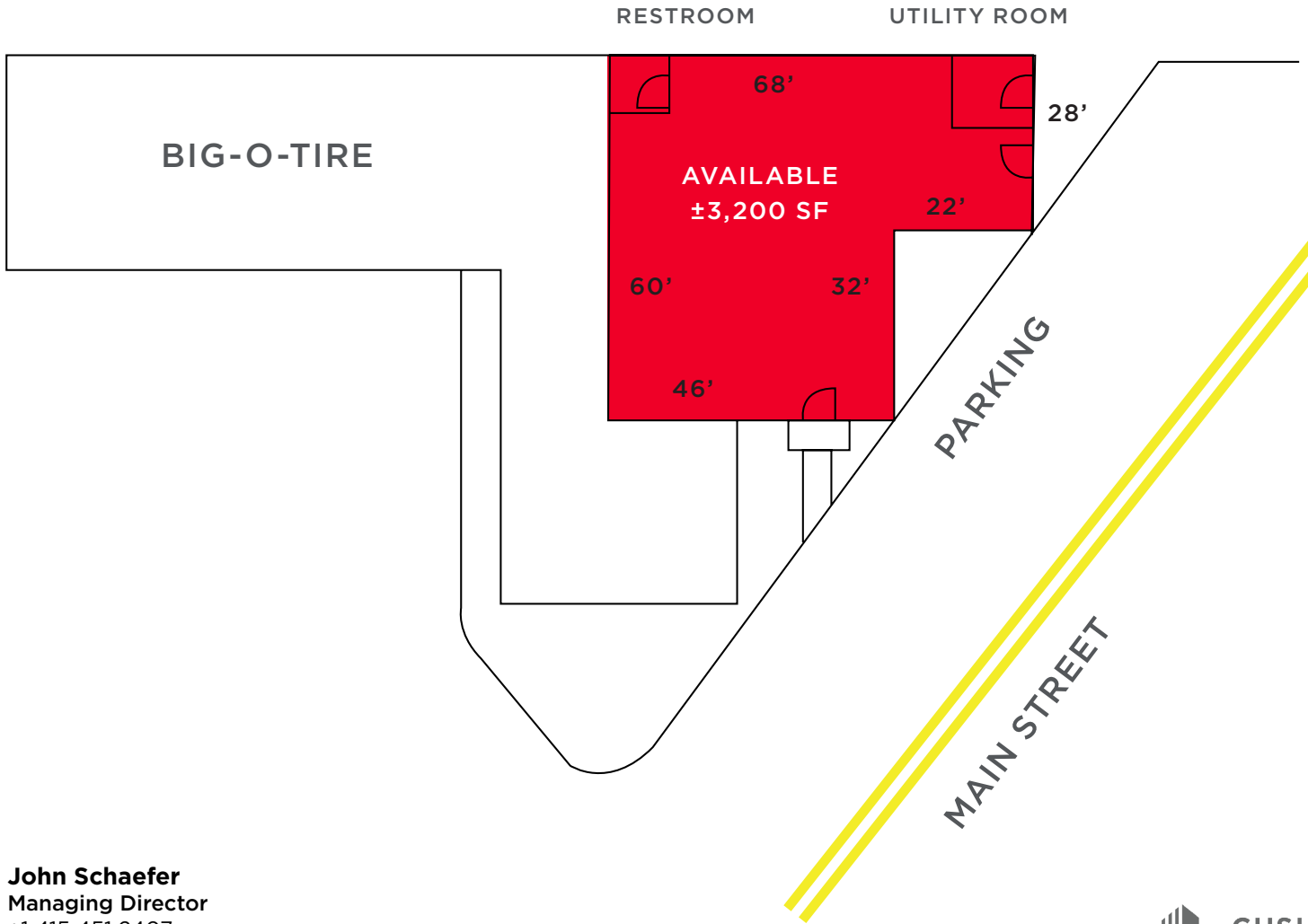
DEMOGRAPHICS

	1-mile	3-mile	5-mile
Population	6,342	18,651	59,200
Avg. HH Income	\$92,171	\$99,323	\$93,819
Daytime Population	4,422	7,535	20,116

TRAFFIC COUNTS

South Main St @ Gravenstein HWY S	10,650 ADT
Petaluma Ave @ Palm Ave	11,300 ADT





John Schaefer
 Managing Director
 +1 415 451 2407
 john.schaefer@cushwake.com
 LIC #01251740



DOWNTOWN SEBASTOPOL

SAFeway
Bank of America
citi
usbank

RITE AID
WHOLE FOODS
WELLS FARGO
WESTAMERICA BANK
B

SUBZERO
ICE CREAM & YOGURT
BROKEN GOAT BREWING
GUAYAKI
PERA NATS

Copperfield's BOOKS
WHERE AUTHORS & READERS MEET
HOPMONK
CVS
pharmacy

SONOMA WEST
MEDICAL CENTER

Round Table
PIZZA

STARBUCKS
COFFEE
AT&T

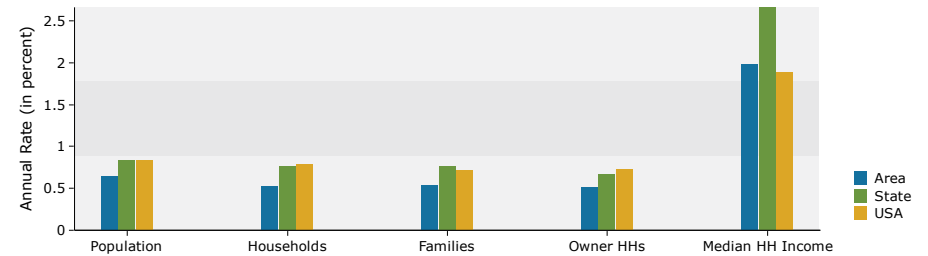


DEMOGRAPHICS

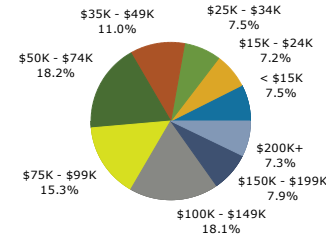
	1 mile	3 miles	5 miles
Census 2010 Summary			
Population	6,342	18,651	59,200
Households	2,858	7,833	22,355
Families	1,570	4,829	14,527
Average Household Size	2.18	2.35	2.62
Owner Occupied Housing Units	1,542	4,964	14,549
Renter Occupied Housing Units	1,316	2,869	7,806
Median Age	47.6	47.3	40.8
2017 Summary			
Population	6,615	19,363	61,650
Households	2,950	8,059	23,015
Families	1,624	4,969	14,955
Average Household Size	2.20	2.38	2.65
Owner Occupied Housing Units	1,558	5,007	14,675
Renter Occupied Housing Units	1,392	3,052	8,340
Median Age	50.1	49.7	42.2
Median Household Income	\$70,214	\$74,706	\$72,238
Average Household Income	\$92,171	\$99,323	\$93,819
2022 Summary			
Population	6,829	19,934	63,656
Households	3,030	8,263	23,632
Families	1,671	5,097	15,363
Average Household Size	2.22	2.39	2.66
Owner Occupied Housing Units	1,614	5,143	15,057
Renter Occupied Housing Units	1,415	3,120	8,575
Median Age	51.0	50.5	42.7
Median Household Income	\$80,395	\$83,154	\$79,719
Average Household Income	\$104,567	\$112,064	\$106,067
Trends: 2017-2022 Annual Rate			
Population	0.64%	0.58%	0.64%
Households	0.54%	0.50%	0.53%
Families	0.57%	0.51%	0.54%
Owner Households	0.71%	0.54%	0.52%
Median Household Income	2.75%	2.17%	1.99%

5 miles

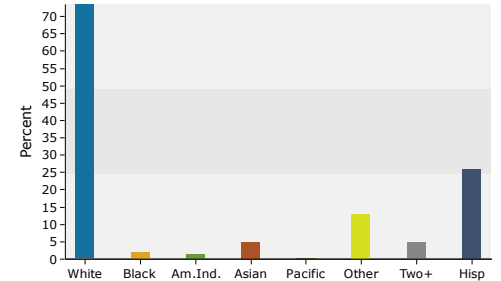
Trends 2017-2022



2017 Household Income



2017 Population by Race



Data for all businesses in area

	1 mile	3 miles	5 miles
Total Businesses:	654	1,144	2,335
Total Employees:	4,422	7,535	20,116
Total Residential Population:	6,615	19,363	61,650
Employee/Residential Population Ratio (per 100 Residents)	67	39	33

John Schaefer Managing Director

+1 415 451 2407
john.schaefer@cushwake.com
LIC #01251740



900 Larkspur Landing Circle,
Suite 295, Larkspur, CA 94939

T: +1 415 485 0500
F: +1 415 485 1341

cushmanwakefield.com