

**BE PART OF  
NOTTINGHAM'S  
MOST VIBRANT  
LEISURE  
DESTINATION**

the corner  
house





# NOTTINGHAM'S NUMBER ONE LEISURE AND ENTERTAINMENT DESTINATION, BASED IN THE HEART OF NOTTINGHAM CITY CENTRE

200,000 SQ FT OF LEISURE SPACE

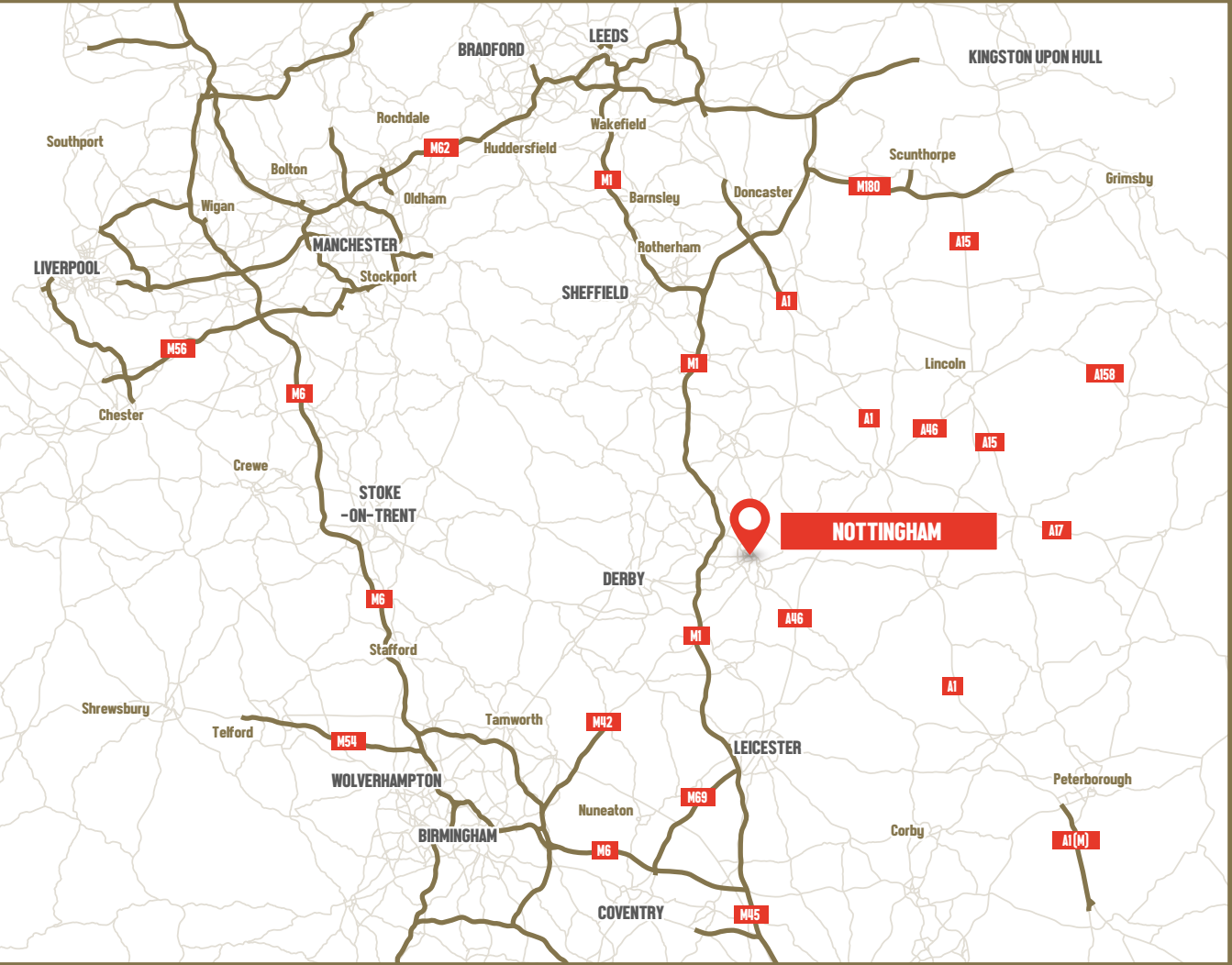
the corner  
house





NOTTINGHAM IS THE LARGEST  
URBAN CONURBATION WITHIN  
THE EAST MIDLANDS AREA

# LOCATION



- Nottingham is an attractive historic city and is the largest urban conurbation within the east Midlands area. The closest large city is Leicester which is located approximately 30 miles to the south.
- The city has an exceptional public transport network, boasting the largest bus network in England.
- Nottingham Railway Station provides connections to London in only 1hr 42 minutes.
- The Nottingham Express Transit tram network, which opened following an expansion in August 2015, provides services to approximately 23 million passengers a year.
- Nottingham has very good road and transport communications with the M1 motorway only 5 miles to the west of the city centre and directly accessed via the A52 and A610.



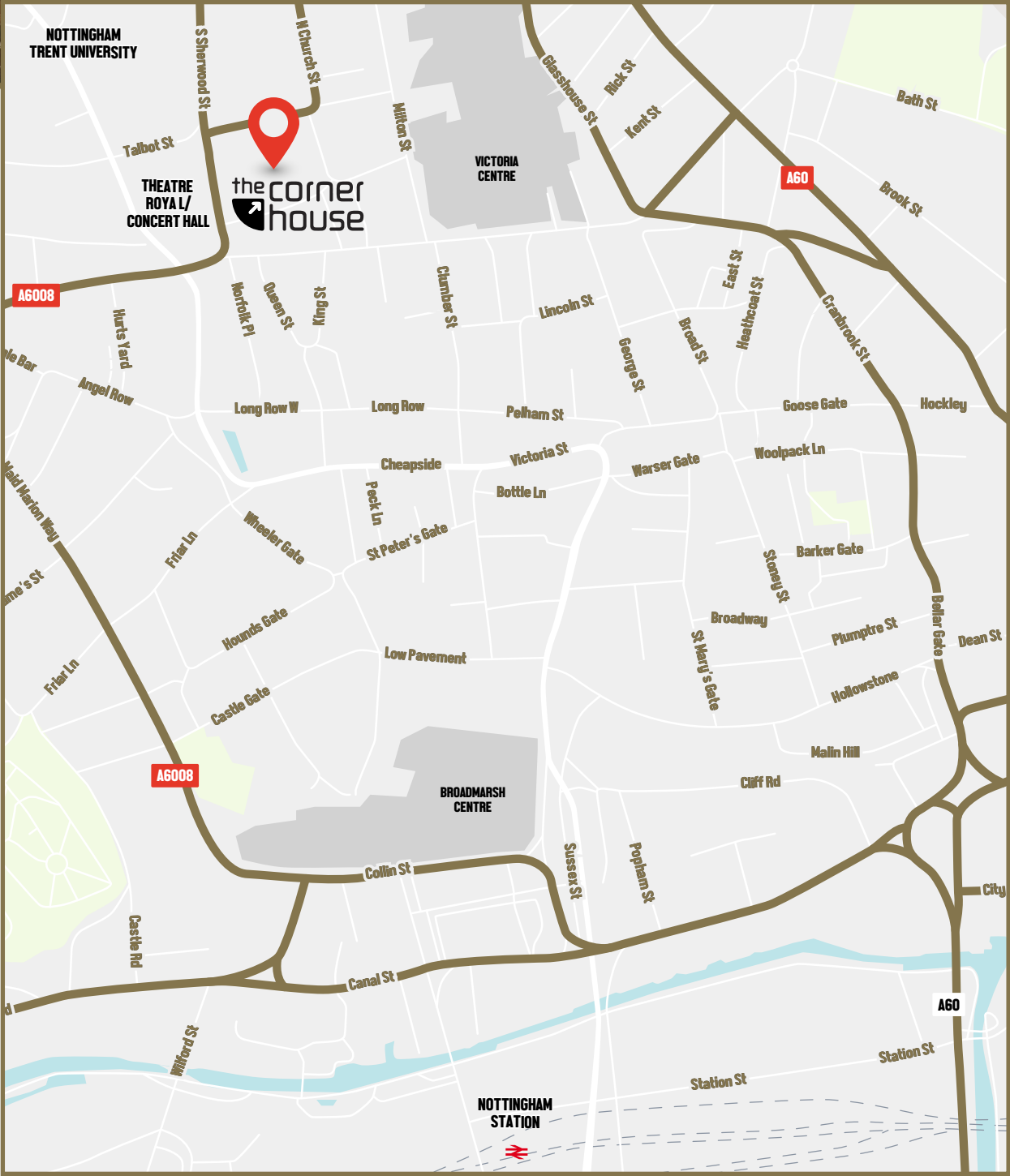
THE NET TRAM NETWORK  
CARRIES OVER 23 MILLION  
PASSENGERS A YEAR



# LOCAL AREA

The Cornerhouse is situated at the very heart of the shopping, entertainment and dining circuit of Nottingham, with the following in the immediate vicinity:

- Intu Victoria is the prime covered shopping centre in the city, anchored by John Lewis and House of Fraser and a footfall of 24 million per annum.
- The Concert Hall and Theatre Royal, which together seat 3,186 and attract over half a million visitors every year. The venues are two of the UK's most successful touring venues, leading the way for arts and entertainment in the East Midlands region. The diverse programme of events include ballet, opera, West End musicals, stand-up comedy and rock & pop tours.
- Nottingham Trent City Campus, home to over 16,000 students.
- The Guildhall is the 410,000 sq ft former administrative home of the police and fire services is to undergo redevelopment, proposed to include a luxury hotel, restaurant and office development.
- Nottingham train station is located 0.7 miles to the south. The tram runs to the west of the adjacent building and the Royal Centre stop is 300 ft from the entrance to The Cornerhouse. There are bus stops along the northern boundary on Burton Street, with further services stopping to the north of the subject property on South Sherwood Street.
- 7 car parks are situated within 4 minutes' walk of the subject property providing a total of 4,448 spaces in the vicinity. The nearest parking is immediately to the north of the subject property in Trinity Square car park, which provides 450 spaces.



THE CORNERHOUSE IS LOCATED IN CLOSE PROXIMITY TO INTU VICTORIA CENTRE, THE PRIME COVERED CENTRE IN THE CITY ATTRACTING FOOTFALL OF OVER 24 MILLION PER ANNUM





John Lewis

CLUMBER STREET

MILTON STREET

BURTON STREET

TRINITY SQUARE

UPPER PARLIAMENT STREET

QUEEN STREET

SMITHY ROW

LONG ROW

SOUTH SHERWOOD STREET

THEATRE ROYAL  
ROYAL CONCERT HALL

PRIMARK

DEBENHAMS

the corner house

Nando's

SLUG & LETTUCE

REVOLUTION

Bella Italia

wagamama

Turtle Bay

tamatanga

Pizza Hut

Frankie & Benny's

BARBURRITO

WILDWOOD

Zizzi

TESCO Express

McDonald's

BURGER KING

KFC

CAFFE NERO

gbk

Subway

YATES

Bill's

FIVE GUYS

ST. TRINITY

KING STREET

COPE JEWELLER

THE SOUVILLE STEAKHOUSE

BEAUTY TEMPLE

LOCH FINE

SEAFOOD RESTAURANT

VACANT RESTAURANT

ENT

ENT

ENT

ENT

ENT

ENT

ENT

ENT

ENT

ENT

ENT

ENT

ENT

ENT

ENT

VACANT

VACANT

VACANT

VACANT

VACANT

VACANT

VACANT

VACANT

VACANT

VACANT

VACANT

VACANT

VACANT

VACANT

VACANT

VACANT

VACANT

VACANT

VACANT

VACANT

VACANT

COPE JEWELLER

THE SOUVILLE STEAKHOUSE

BEAUTY TEMPLE

LOCH FINE

SEAFOOD RESTAURANT

VACANT RESTAURANT

ENT

ENT

ENT

ENT

ENT

ENT

ENT

ENT

ENT

ENT

ENT

ENT

ENT

ENT

ENT

COPE JEWELLER

THE SOUVILLE STEAKHOUSE

BEAUTY TEMPLE

LOCH FINE

SEAFOOD RESTAURANT

VACANT RESTAURANT

ENT

ENT

ENT

ENT

ENT

ENT

ENT

ENT

ENT

ENT

ENT

ENT

ENT

ENT

ENT

COPE JEWELLER

THE SOUVILLE STEAKHOUSE

BEAUTY TEMPLE

LOCH FINE

SEAFOOD RESTAURANT

VACANT RESTAURANT

ENT

ENT

ENT

ENT

ENT

ENT

ENT

ENT

ENT

ENT

ENT

ENT

ENT

ENT

ENT

COPE JEWELLER

THE SOUVILLE STEAKHOUSE

BEAUTY TEMPLE

LOCH FINE

SEAFOOD RESTAURANT

VACANT RESTAURANT

ENT

ENT

ENT

ENT

ENT

ENT

ENT

ENT

ENT

ENT

ENT

ENT

ENT

ENT

ENT

COPE JEWELLER

THE SOUVILLE STEAKHOUSE

BEAUTY TEMPLE

LOCH FINE

SEAFOOD RESTAURANT

VACANT RESTAURANT

ENT

ENT

ENT

ENT

ENT

ENT

ENT

ENT

ENT

ENT

ENT

ENT

ENT

ENT

ENT

COPE JEWELLER

THE SOUVILLE STEAKHOUSE

BEAUTY TEMPLE

LOCH FINE

SEAFOOD RESTAURANT

VACANT RESTAURANT

ENT

ENT

ENT

ENT

ENT

ENT

ENT

ENT

ENT

ENT

ENT

ENT

ENT

ENT

ENT

COPE JEWELLER

THE SOUVILLE STEAKHOUSE

BEAUTY TEMPLE

LOCH FINE

SEAFOOD RESTAURANT

VACANT RESTAURANT

ENT

ENT

ENT

ENT

ENT

ENT

ENT

ENT

ENT

ENT

ENT

ENT

ENT

ENT

ENT

COPE JEWELLER

THE SOUVILLE STEAKHOUSE

BEAUTY TEMPLE

LOCH FINE

SEAFOOD RESTAURANT

VACANT RESTAURANT

ENT

ENT

ENT

ENT

ENT

ENT

ENT

ENT

ENT

ENT

ENT

ENT

ENT

ENT

ENT

COPE JEWELLER

THE SOUVILLE STEAKHOUSE

BEAUTY TEMPLE

LOCH FINE

SEAFOOD RESTAURANT

VACANT RESTAURANT

ENT

ENT

ENT

ENT

ENT

ENT

ENT

ENT

ENT

ENT

ENT

ENT

ENT

ENT

ENT

COPE JEWELLER

THE SOUVILLE STEAKHOUSE

BEAUTY TEMPLE

LOCH FINE

SEAFOOD RESTAURANT

VACANT RESTAURANT

ENT

ENT

ENT

ENT

ENT

ENT

ENT

ENT

ENT

ENT

ENT

ENT

ENT

ENT

ENT



# DEMOGRAPHICS



- Nottingham has a core population of **over 325,000 people**, which extends to 915,000 within the wider urban area and 1.6 million within the metropolitan area.
- Nottingham has the **7th largest economy and shopping population in the UK**. With the city's status and role, there is a high retention of spend within the core catchment and the city draws from far beyond the city boundaries. In addition, the city has an additional **tourism spend of £1.5 billion**, linking to the city's historic connections with Robin Hood and its textile heritage.
- Nottingham is home to two major universities, the University of Nottingham and Nottingham Trent University. **With over 70,000 students, Nottingham has the 4th largest student population in the UK.**
- Nottingham is highly affluent with **55% of shoppers from high spending ACORN Categories**: Affluent Achievers, Comfortable Communities and Rising Prosperity.

**OVER 1.6 MILLION PEOPLE LIVE IN THE NOTTINGHAM METROPOLITAN AREA**

**NOTTINGHAM HAS THE 7TH LARGEST ECONOMY AND SHOPPING POPULATION IN THE UK**

**WITH OVER 70,000 STUDENTS, NOTTINGHAM HAS THE 4TH LARGEST STUDENT POPULATION IN THE UK**

**55% OF SHOPPERS ARE FROM HIGH SPEND ACORN CATEGORIES**





# THE CORNERHOUSE

The Cornerhouse is an established leisure destination, anchored by a 14 screen plus IMAX Cineworld – the city centre’s only cinema – and numerous entertainment and food & beverage offers.













THE CORNERHOUSE ATTRACTS  
OVER 9.5 MILLION VISITORS  
AND OVER 1 MILLION CINEMA  
ADMISSIONS PER ANNUM

## THE CORNERHOUSE CARD

Over 38,000 people use The Cornerhouse Card to access discounts on food, drinks and admission to Cornerhouse offers. This provides unrivalled access to a key customer base for promotion and advertising.



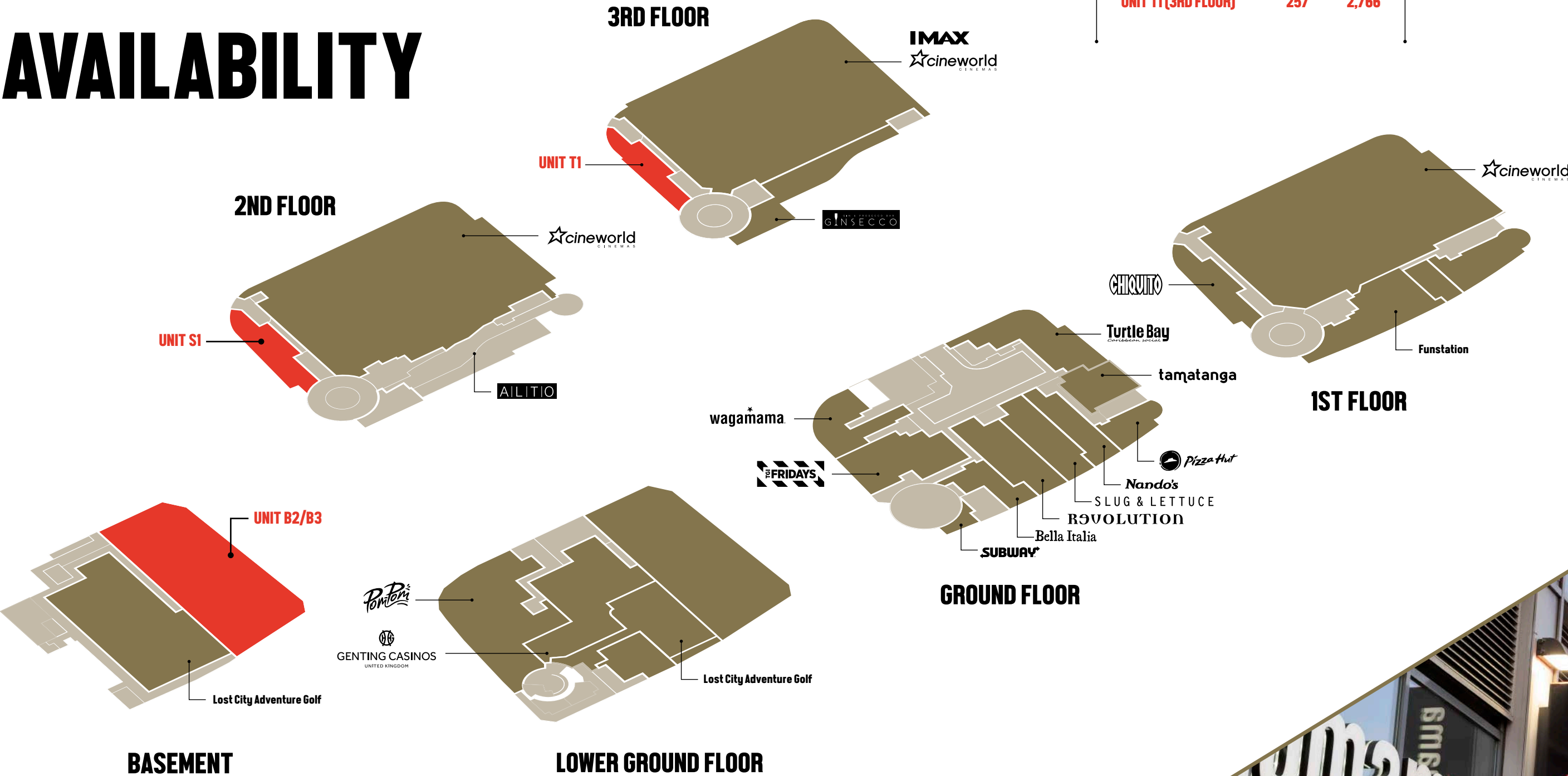




# AVAILABILITY

UNITS AVAILABLE:

	SQ M	SQ FT
UNIT B2/B3 (BASEMENT)	2,271.5	24,450
UNIT S1 (2ND FLOOR)	348.4	3,750
UNIT T1 (3RD FLOOR)	257	2,766





## FURTHER INFORMATION

Viewing strictly by appointment with the joint agents.



**Julia Robertson**

+ 44 (0) 20 7075 2854  
jrobertson@savills.com



**David Hargreaves**

+ 44 (0) 115 841 1131  
david@fhp.co.uk

**Carlene Hughes**

+44 (0) 20 7409 8177  
chughes@savills.com

**Oliver Marshall**

+44 (0) 115 8411 142  
oliver@fhp.co.uk

**Under instruction from:**



MISREPRESENTATION NOTICE: Savills and FHP Property Consultants for themselves and for the Vendors of the property whose Agents they are, give notice that: i. the particulars are set out as a general outline only for the guidance of intending purchasers and do not constitute, nor constitute part of, an offer or contract; ii. all descriptions, dimensions, references to condition and necessary permissions for use and occupation and other details are given in good faith and are believed to be correct, but any intending purchaser should not rely on them as statements or representations of fact and must satisfy themselves by inspection or otherwise as to the correctness of each of them; iii. no person in the employment of Morgan Williams or Wilkinson Williams has any authority to make or give any representations or warranty whatever in relation to this property or the particulars, nor enter into any contract relating to the property on behalf of Morgan Williams nor Wilkinson Williams nor any contract on behalf of the vendors; and iv. no responsibility can be accepted for any expenses incurred by intending purchasers in inspecting properties which have been sold or withdrawn. May 2019.