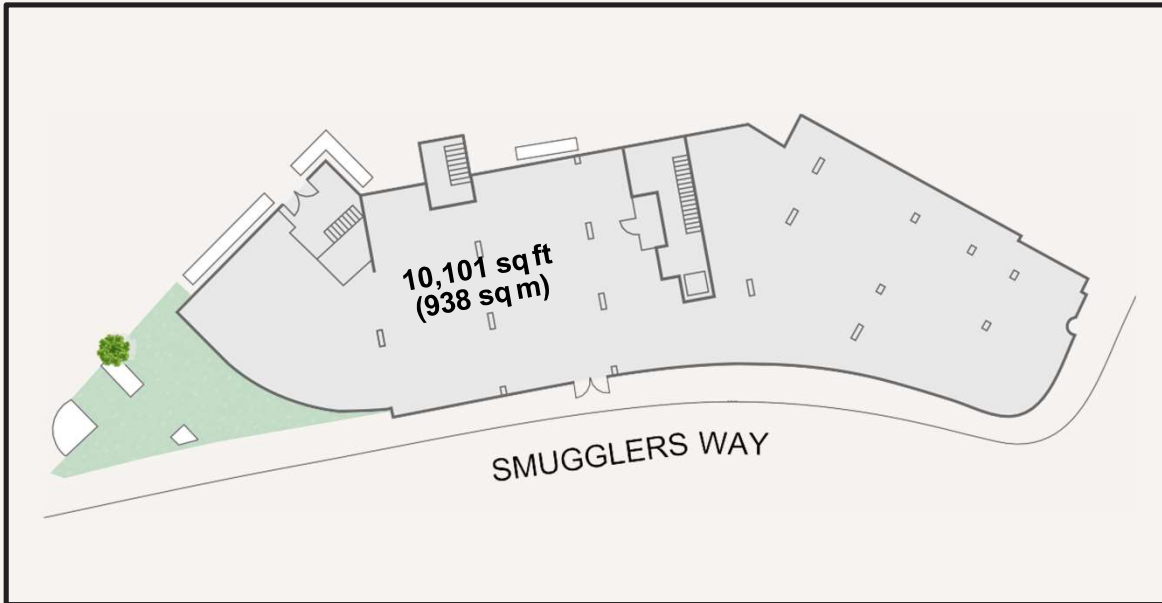


Omega House Wandsworth Town, SW18

10,000 sq ft unit to let

All planning uses considered





**Rarely available
flagship unit**



10,101 sq ft



**Floor to ceiling height
min. 3.5m**



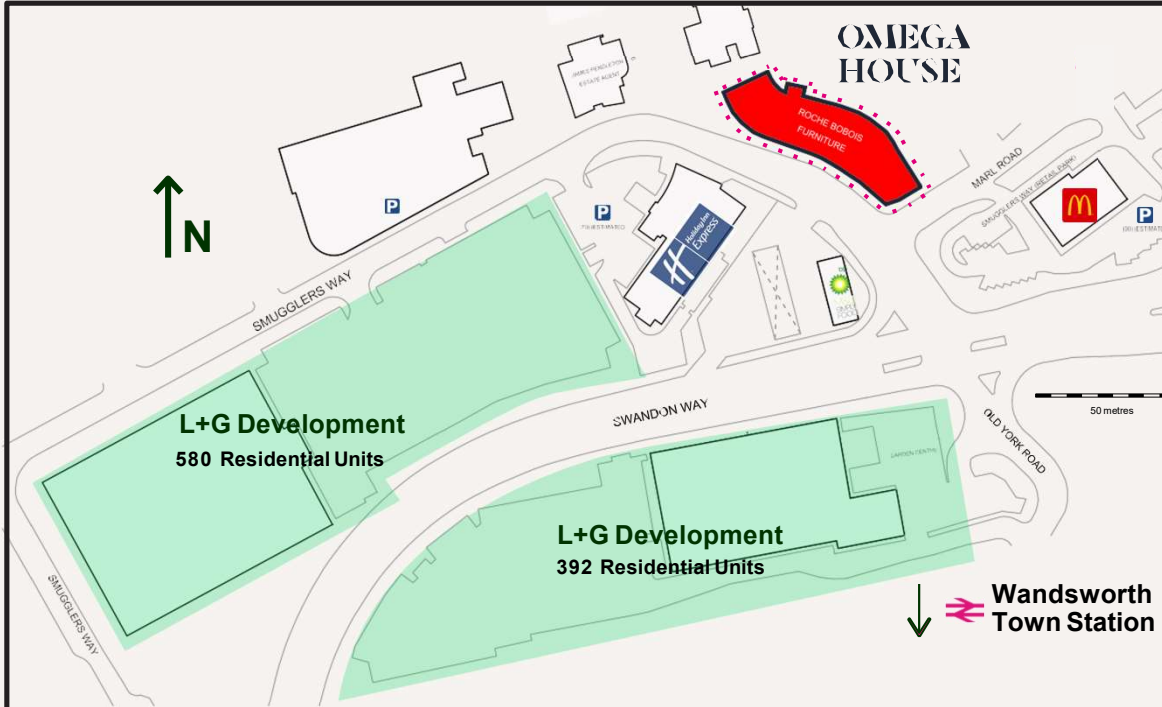
**1,500+ flats
(972 new-build) within
100m**




**350 car parking spaces
within 100m**



**Wandsworth
Town Station
within 200m**



**Wandsworth
population
approx.
350,000**



**75% of the
Wandsworth
population
categorised
as 'ABC1'**



**Advertising exposure to
>55,000 vehicles daily**

For further information, please contact:

CBRE

green&partners


Conor Wood 020 7182 2655
conor.wood2@cbre.com

Harry Silcock 020 7659 4839
harry.silcock@greenpartners.co.uk

Joe Martin 020 7182 2109
joe.martin1@cbre.com

Adam Bindman 020 7659 4822
adam.bindman@greenpartners.co.uk

These particulars are believed to be correct but their accuracy is not guaranteed and they do not form part of any contract. Unless otherwise stated, all prices and rents are quoted exclusive of VAT. Parties should carry out their own due diligence. March 2021.



*for illustrative purposes only