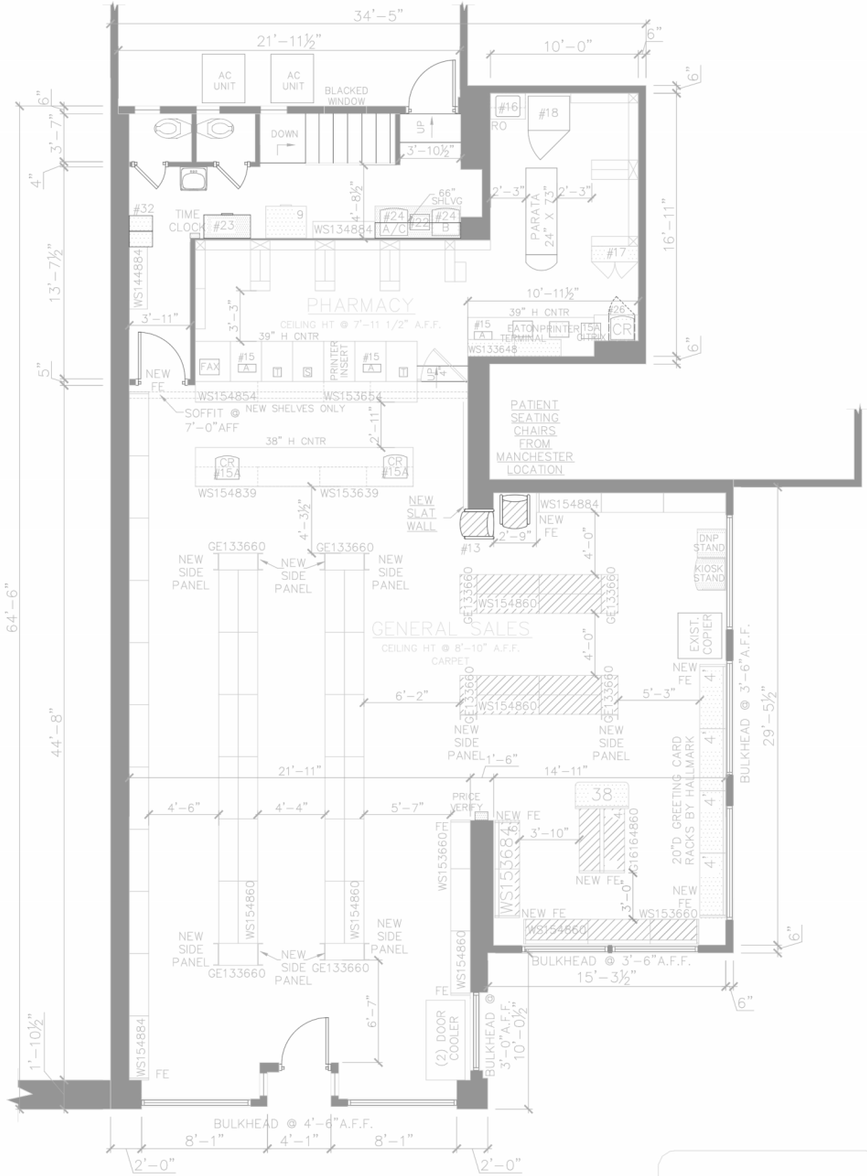

FIRST FLOOR

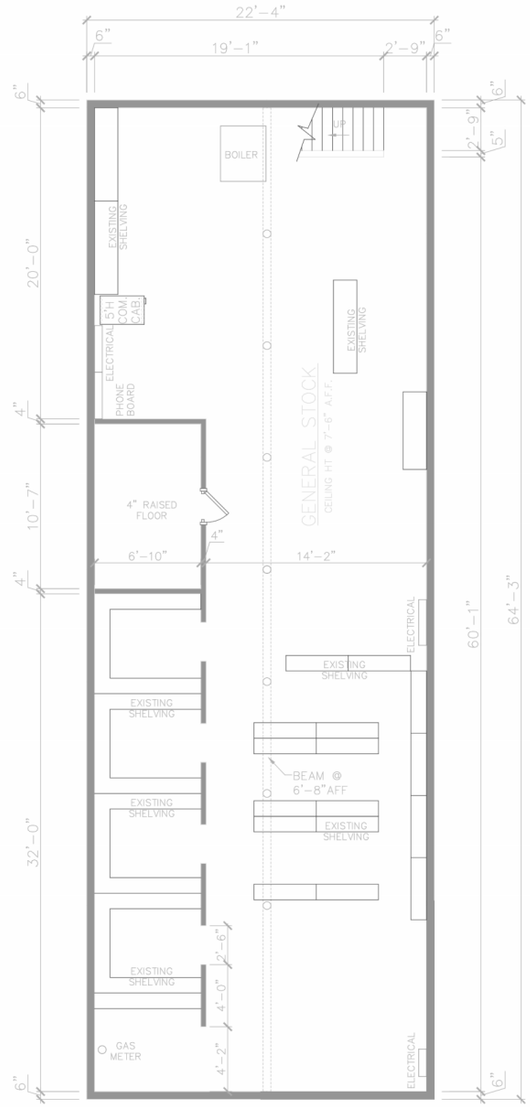

BASEMENT

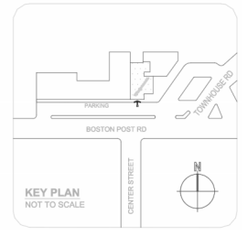

FOR REFERENCE ONLY: SEE CONTRACT DOCUMENTS FOR DETAILED SITE PLAN

ORDER NEW FIXTURES AS NEEDED

12.13.09 REVISE PER SITE VISIT.
11.16.09 REVISE PER SITE VISIT.

REMODEL LEGEND

- RESET
- NEW
- EXISTING
- RESET FROM ANOTHER LOCATION

* A.D.A. DOOR CLEARANCES

*ACCESSIBLE REQUIREMENTS MAY VARY WITH LOCAL JURISDICTIONS & APPROACH TO DOOR SWING

EXECUTIVE APPROVAL

		DATE
VICE PRESIDENT FACILITIES DEVELOPMENT		
CORPORATE OPERATIONS VICE PRESIDENT		
MARKET VICE PRESIDENT		
REVIEWED BY:		

INTERIOR HANGING SIGNS

GENERAL SALES AREA:
ALL SIGNS @ 10'-6" TO BOTTOM OF SIGN UNLESS OTHERWISE NOTED.
AISLE MARKERS @ 9'-6" TO BOTTOM OF SIGN.

SIGN "L" LIQUOR / THANK YOU
SIGN "PH" PHOTO SIGN (9'-4" TO BOTTOM OF SIGN)
SIGN "T" STORE HOURS SIGN
SIGN "GC" GREETING CARD SIGN
SIGN "D" DOWNTOWN CHECKOUT LANE #
SIGN "CA" CALIFORNIA ACCESSIBILITY SIGN (8'-0" TO BOTTOM OF SIGN)
SIGN "ADA" SYMBOL OF ACCESSIBILITY

PHARMACY DEPARTMENT:
REFER TO FIXTURE PLAN FOR REQUIRED SIGNS
SIGN "J" PICK-UP WINDOW
SIGN "K" DROP OFF WINDOW
SIGN "M" PRESCRIPTIONS SIGN
SIGN "P" PHARMACY SIGN (9'-4" TO BOTTOM OF SIGN)
SIGN "Q" CONSULTATION WINDOW
SIGN "TX" T. A. S.
ATTACH SIGNS TO UNDERSIDE OF CASED OPENINGS. REFER TO FIXTURE PLAN FOR SIGN LOCATION. PROVIDE (2) HOLLOW WALL ANCHORS PER SIGN. SCREW THREADED EYEBOLT INTO ANCHOR. HANG SIGNS FROM EYEBOLTS WITH "S" HOOKS.

GENERAL NOTES

GENERAL SALES AREA:
1. PLEASE PROVIDE PROPER A.D.A. CLEARANCES ON BOTH SIDES OF ALL DOORS
2. MIRROR ON REAR WALL
3. BEAUTY CORNICE
4. SALES AREA CORNICE (FIXTURE MOUNTED)
5. PHOTO CORNICE (FIXTURE MTD UNLESS NOTED)
6. CARPET TILES & DESIGN LINKS FURNISHED AND INSTALLED BY WALGREENS (WHEN SHOWN)
7. MASTER-BILT REACH-IN REFRIGERATION:
   MODEL TEM - ENDLESS REACH-IN REFRIGERATORS AND MODEL TEL - ENDLESS REACH-IN FREEZERS (ADD 2" AT EACH END, FOR END PANELS AND ADD FLOOR DRAIN)
   A. __ TEM-3-24: 74 1/4"W X 37 3/4"D X 80"H
   B. __ TEL-3-24: 74 1/4"W X 37 3/4"D X 80"H
   BMG/BLG SERIES - SELF CONTAINED REFRIGERATORS AND FREEZERS
   C. __ BMG-74: 78"W X 36 3/4"D X 79"H
   D. __ BLG-74: 78"W X 36 3/4"D X 79"H"
   SMB SERIES - SELF CONTAINED SLIDING DOOR REFRIGERATORS
   E. __ SMB-580: 70"W X 32 1/4"D X 76 1/2"H
   BACK-UP REFRIGERATORS AND FREEZERS
   F. __ TAC-48HD: 52"W X 35 3/4"D X 80 1/2"H
   G. __ TAF-48HD: 52"W X 35 3/4"D X 80 1/2"H
8. MASTER-BILT WALK-IN COOLER: PROVIDE
   __ #1000R COOLMASTER DOORS 26 3/4" X 73" EACH AND
   __ #1000FR FREEZEMASTER DOORS 26 3/8" X 73" EACH BY ANTHONY
   A. __ DOOR(S): FOR EACH DOOR PROVIDE (7) __"D BEV-O-FLOW GRAVITY SHELVES; UPPER (5) WITH SLIDES AND LOWER (2) WITH ROLLERS COMPLETE WITH UPRIGHTS
   B. __ DOOR(S): FOR EACH DOOR PROVIDE 36"D B-O-F NYLA-LITE SHELVING SYSTEM
   C. __ DOOR(S): __"D ROLLER CONVEYOR AT FLOOR LEVEL
   D. __ DOOR(S): FOR EACH DOOR PROVIDE 27"D ANTHONY SHELVES
   E. __ DOOR(S): FOR EACH DOOR PROVIDE (2) 27"D ANTHONY SHELVES AND (4) 36"D MERCHANDISER SHELVES
   F. __ DOOR(S): __"D DOUBLE DECK ROLLER CONVEYOR
9. ICE CHEST BY VENDOR
10. CART RAILS W/ DISPLAY SHELF & SLAT WALL ABOVE
11. PROVIDE A 6"H BLACK VINYL BASE AT ALL CHECKOUTS
12. ELECTRONIC ARTICLE SURVEILLANCE SYSTEM

PHARMACY DEPARTMENT:
13. PATIENT SEATING AREA: (2) SEATS & TRAFFIC CONTROL FIXTURE
14. PROVIDE FRAMING FOR 3'-6"W X 7'H OPENING FOR FUTURE DROP-OFF WINDOW
15. COMPUTER TERMINAL
    15A: INTERCOM PLUS TERMINAL
    15C: TRAINING TERMINAL (IN TRAINING ROOM)
16. RX SINK AND CABINET
17. CRX CABINET
18. RX REFRIGERATOR
19. PROVIDE A CARPETED FLOOR WITH A RUBBER RUNNER. RX UNDERCOUNTER INSERTS:
    #1 - RX 3 DRAWER VIAL INSERT
    #2 - RX 3 DRAWER FILE INSERT
    #3 - RX OPEN INSERT
    #4 - RX CONSULTATION COUNTER UNIT
    #5 - RX PRINTER INSERT
    #6 - RX 5 DRAWER FILE INSERT
    #7 - RX OPEN INSERT WITH CPU SHELF(34"H CNTR)
    #7A - RX OPEN INSERT WITH CPU SHELF (39"H CNTR)
    #8 - RX OPEN CABINET (39"H CNTR)
    #9 - RX 10 DRAWER FILE CABINET

OFFICE:
20. PROVIDE TILED FLOOR & VINYL WALLCOVERING
21. UNDER COUNTER SHELF UNIT
22. PRINTER
23. LATERAL FILE
24. OFFICE COMPUTERS
    24A: P.O.S. TERMINAL
    24B: AS400 TERMINAL
    24C: OFFICE P.C.
25. TILL LOCKER
26. SAFE (UNDER COUNTER)
27. TV & VCR (IN TRAINING ROOM)

STOCKROOM:
28. NEST-A-FLEX CONVEYOR
29. GRAVITY CONVEYOR
30. POWER ROLLER CONVEYOR
31. SEE ARCHITECTURAL DRAWINGS FOR EXACT LOCATION & POSITIONING OF COMPACTORS
    31A: TRASH COMPACTOR
    31B: BALER
    31C: CARDBOARD COMPACTOR

EMPLOYEE ROOM:
32. EMPLOYEE LOCKERS: (-) 48" W COAT LOCKER W/ PERFORATED DOORS, (2) 6 TIER BOX LOCKERS & (-) ADA LOCKERS W/ SAFETY VIEW DOORS
33. 0'-0"W X 2'-2"D EMPLOYEE COUNTER W/ (-) CABINET/S
34. EMPLOYEE ROOM REFRIGERATOR (PROVIDE 32" CLEARANCE WHEN NEXT TO COUNTER)
35. EMPLOYEE ROOM SINK (IN COUNTER)
36. 0'-0" MIRROR CENTERED ON WALL ABOVE COUNTER

MISCELLANEOUS:
37. "E" - ELECTRICAL OUTLET FOR FUTURE USE
38. VENDOR RACKS: REMOVE BASE DECK & SHOES; (END PANEL TO REMAIN)
39. PROVIDE OPENING FOR ONE-WAY GLASS (SEE INTERIOR ELEVATION FOR LOCATION)
40. NEWSPAPER RACK BY VENDOR
41. PICTURE CARE PLUS TERMINAL

FIXTURE LEGEND

G GONDOLA (EA. SIDE)	18 D.	18 W.	36 H.	66 *
GE GONDOLA END	18 D.	39 W.	66 H.	*
WS WALL SHLVG	18 D.	36 W.	84 H.	*

ALL OTHER FIXTURES ARE TYPICALLY CALLED OUT DEPTH BY WIDTH. EXAMPLE:

DT DISPLAY TABLE	30 D.	48 W.	

*DOES NOT INCLUDE STANDARDS, WOOD GROUNDS OR FINISHED END PANELS

Walgreens

FACILITIES PLANNING, DESIGN, & ENGINEERING
106 WILMOT ROAD
DEERFIELD, IL 60015-5105

PROJECT DATA

TYPE		GENERAL SALES	■	MARKET	
NEW LOCATION		PHARMACY	■	SECURITY	1
NEW LOCATION EXIST'G BLDG	■	PHOTO		24 HOUR STORE	
REMODEL		LIQUOR		OTHER	

SQUARE FOOT AREA SUMMARY

DEPARTMENT		SALES	STOCK	SERVICE	TOTAL EXIST'G	TOTAL NEW
GEN SALES	NEW	1436		257		1693
	EXIST'G					
MARKET	NEW					
	EXIST'G					
RX	NEW	520				520
	EXIST'G					
RX WAIT'G	NEW					
	EXIST'G					
PHOTO	NEW					
	EXIST'G					
LIQUOR	NEW					
	EXIST'G					
BSMT	NEW		1349			1349
	EXIST'G					
2ND FLOOR	NEW					0
	EXIST'G					
TOTAL NEW		1956	1349	257		4082
TOTAL EXST'G						

TOTAL AREA: FIRST FLOOR 2733 SQ.FT.
TOTAL AREA: OTHER LEVELS 1349 SQ.FT.
GROSS AREA INCLUDING ALL DEPARTMENTS & ALL LEVELS: 4082 SQ.FT.
RX SHELVING LINEAL FEET: N/A LN.FT.

NO.	DATE	BY	DESCRIPTION	CONST

REVISIONS

CERTIFICATION AND SEAL

I HEREBY CERTIFY THAT THIS PLAN AND SPECIFICATION WAS PREPARED BY ME OR UNDER MY DIRECT SUPERVISION AND THAT I AM A DULY REGISTERED ARCHITECT OR ENGINEER UNDER THE LAWS OF THE STATE OF MASSACHUSETTS AS SIGNIFIED BY MY HAND AND SEAL.

STORE NUMBER 13805

PROJECT NAME
WALGREENS STORE
397 BOSTON POST ROAD
WESTON MASSACHUSETTS
ACQUISITION

DRAWING TITLE
BUY & OPERATE FIXTURE FLOOR PLAN

CADD PLOT: 13805-DO1-05-21DEC09
VOID PLOT: 13805-DO1-04-15DEC09
SUPERSEDES PLAN DATED:

SCALE: 1/4"=1'-0"
DRAWN BY: D. PRATT
DATE: 07/28/09
REVIEWED BY:

DRAWING NO. DO1
OF DWGS.

ADMINISTRATOR 7/28/2020 7:29 PM
C:\WORKER\VIEWING-DWG-LM\TMP_JOB-1\28\13805-DO1-05-21DEC09