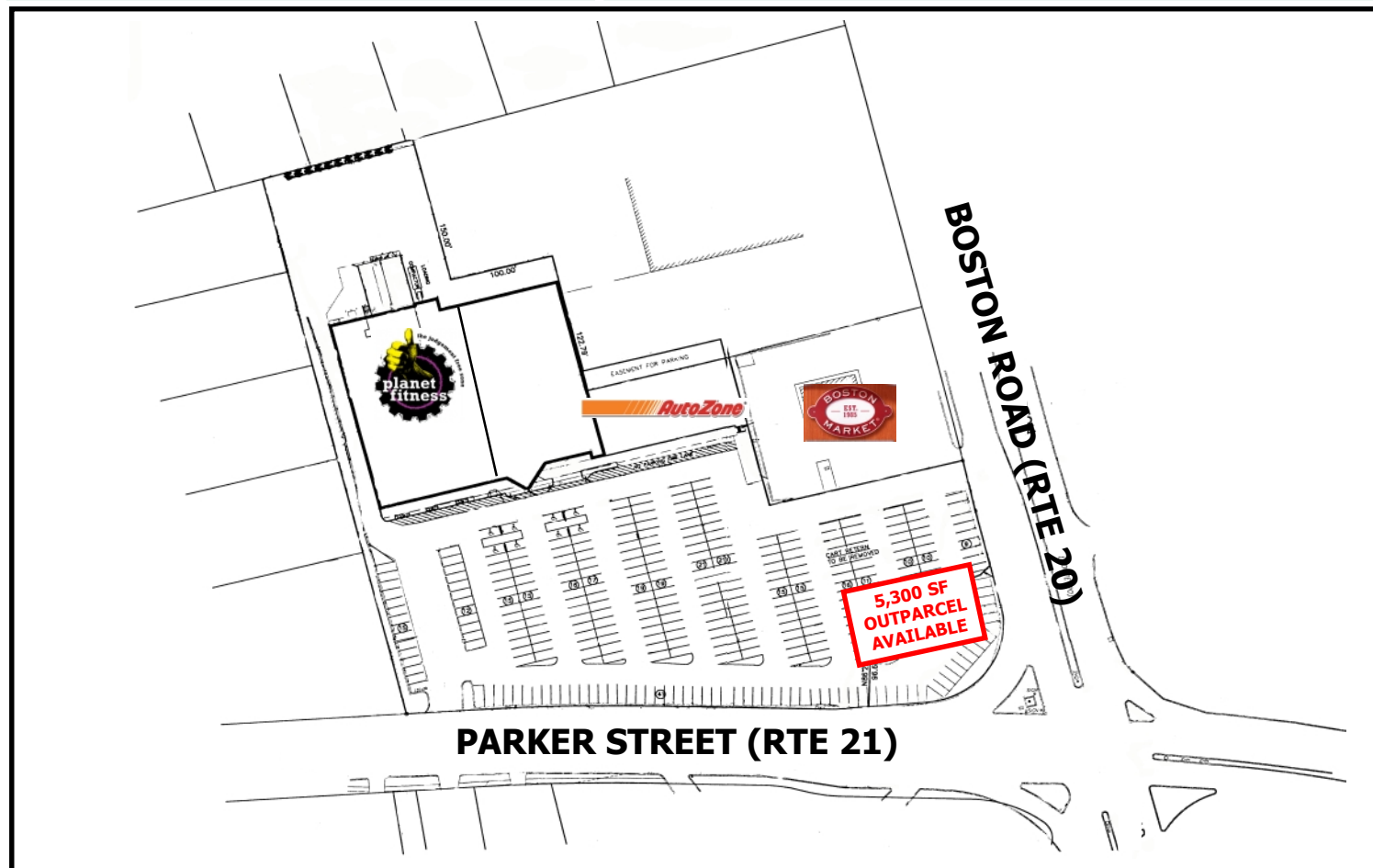


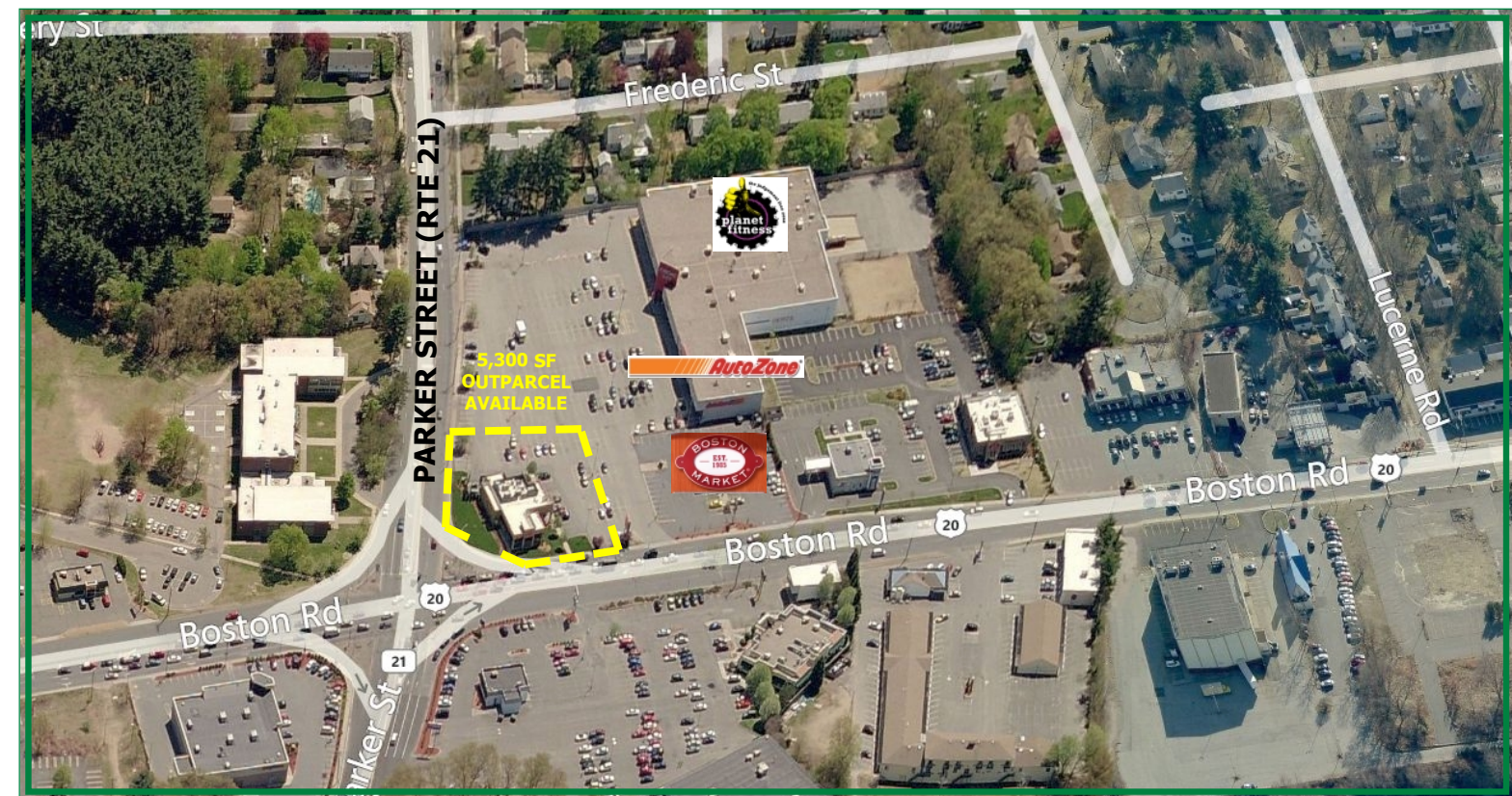
# FORMER RESTAURANT FOR LEASE

## 1411 BOSTON ROAD (RTE 20) SPRINGFIELD, MASSACHUSETTS



# FORMER RESTAURANT FOR LEASE

## 1411 BOSTON ROAD (RTE 20) SPRINGFIELD, MASSACHUSETTS

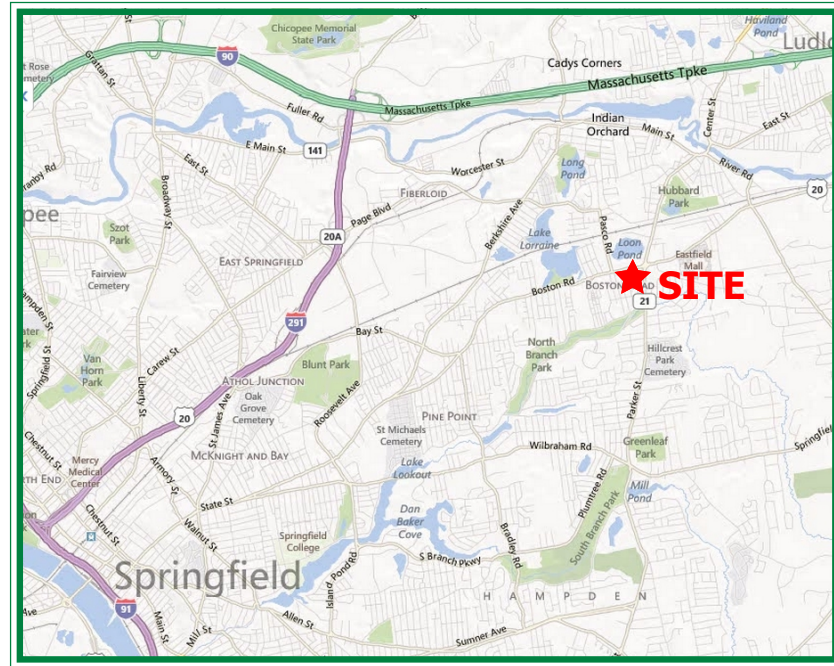


### DEMOGRAPHICS

	3 MILE RADIUS	5 MILE RADIUS	7 MILE RADIUS
<b>Population</b>	61,964	173,700	287,861
<b>Total Households</b>	23,974	64,819	111,048
<b>Avg. Household Income</b>	\$60,112	\$58,342	\$58,648

### PROPERTY FEATURES

- 5,300 SF Outparcel Available for Lease
- Join Planet Fitness (Coming Soon), AutoZone & Boston Market!
- Highly Visible Location!
- Located at the Corner of Boston Rd (Rte 20) and Parker Street (Rte 21)
- Neighbors Include: Sears, Super Stop & Shop, WalMart, Lowe's, Marshalls, Staples, Eastfield Mall, Big Y Supermarket, Walgreens, Olive Garden, Aldi, Petco, McDonalds & many more



**Exclusive Broker: Matt Halprin**  
Email: [halprinm@newenglandretail.com](mailto:halprinm@newenglandretail.com)



150 Hartford Avenue  
Wethersfield, Connecticut 06109  
Phone: (860) 529-9000  
Fax: (860) 563-9667  
[www.newenglandretail.com](http://www.newenglandretail.com)



Phone: (860) 529-9000  
Fax: (860) 563-9667  
[www.newenglandretail.com](http://www.newenglandretail.com)

NO WARRANTY OR REPRESENTATION, EXPRESS OR IMPLIED, IS MADE AS TO THE ACCURACY OF THE INFORMATION CONTAINED HEREIN, AND SAME IS SUBMITTED SUBJECT TO ERRORS, OMISSIONS, CHANGE OR PRICE, RENTAL OR OTHER CONDITIONS, WITHDRAWAL WITHOUT NOTICE, AND TO ANY SPECIAL LISTING CONDITIONS IMPOSED BY OUR PRINCIPALS.

