

LANIDEX


CORPORATE PARK



100 - 700 Lanidex Plaza
Parsippany, New Jersey



Fountainside Café



Conference Center

Lanidex Corporate Park, situated on more than 30 acres in the heart of Morris County, provides a suburban office park environment conducive to growing businesses. It's manicured landscaping and unmatched location at the confluence of Interstates 80 and 287 makes it one of Morris County's most attractive and accessible suburban office parks.

Lanidex Corporate Park is an inspiring place for business attracting a diverse caliber of corporate occupants. See why it commands attention and is a natural choice for businesses.

AVAILABLE SPACE & RATE

- 895 s.f. to 65,909 s.f. (Entire building)
- Pre-built suites available for immediate occupancy

PARK HIGHLIGHTS

- Outside courtyard fountains and sitting areas
- Seven (7) buildings with floor plates that afford exceptional identity for tenants
- On-site food service and catering
- On-site management
- On-site, complimentary conference center
- Abundant parking
- Easy access to I-80, I-287, I-280 and Routes 10, 46 and 202
- Numerous restaurants, hotels and retail amenities nearby



100



200



300



400



600



700

100-700 Lanidex Plaza, Parsippany		
Bldg / Floor	Available	Comments
100 / 1	1,777	
100 / 1	1,025	} Contiguous
100 / 1	1,896	
100 / 1	3,210	
200 / 1	895	
200 / 1	1,228	
200 / 2	20,158	Entire Floor Available
300 / 1	5,546	
300 / 2	13,731	} Contiguous (21,111 rsf)
300 / 2	2,091	
300 / 2	3,852	
300 / 2	1,437	
300 / 3	23,499	Entire Floor Available
400 / 1	1,751	
400 / 1	2,080	
400 / 2	4,140	
*500 / 1	7,611	Full Building Available
*500 / 1	10,720	Full Building Available
*500 / 2	23,789	Full Building Available
*500 / 3	23,789	Full Building Available
700 / 1	2,374	

*** Full building available – 65,909 s.f.**





500



Susan Mason +1 973 404 1492
Fred Hyatt +1 973 404 1481

susan.mason@am.jll.com
fred.hyatt@am.jll.com


Park / Building Photos



Susan Mason +1 973 404 1492
Fred Hyatt +1 973 404 1481

susan.mason@am.jll.com
fred.hyatt@am.jll.com

Park / Building Photos



Susan Mason +1 973 404 1492
Fred Hyatt +1 973 404 1481

susan.mason@am.jll.com
fred.hyatt@am.jll.com

LANIDEX

CORPORATE PARK

Exceptional Location & Value

Aerial



Susan Mason +1 973 404 1492
Fred Hyatt +1 973 404 1481

susan.mason@am.jll.com
fred.hyatt@am.jll.com