

deltapark

Industrial Estate Enfield




UNIT 4

Millmarsh Lane
Enfield, EN3 7QJ

MODERN
INDUSTRIAL
UNIT WITH
SECURE YARD
TO LET

30,005 Sq Ft (2,787.54 Sq M)





deltapark

Delta Park is a modern multi-let industrial estate extending to c. 234,000 sq ft and comprising 7 industrial units.

The units range from 15,000 sq ft to 73,000 sq ft, there is currently one vacant unit on the estate, Unit 4, which extends to 30,005 sq ft.

UNIT 4

Unit 4 comprises a modern semi-detached unit of steel portal frame construction with profile metal sheet cladding to the elevations and roof. The unit benefits from four ground level access loading doors, substantial dedicated yard, additional secure yard area and excellent car parking provision.

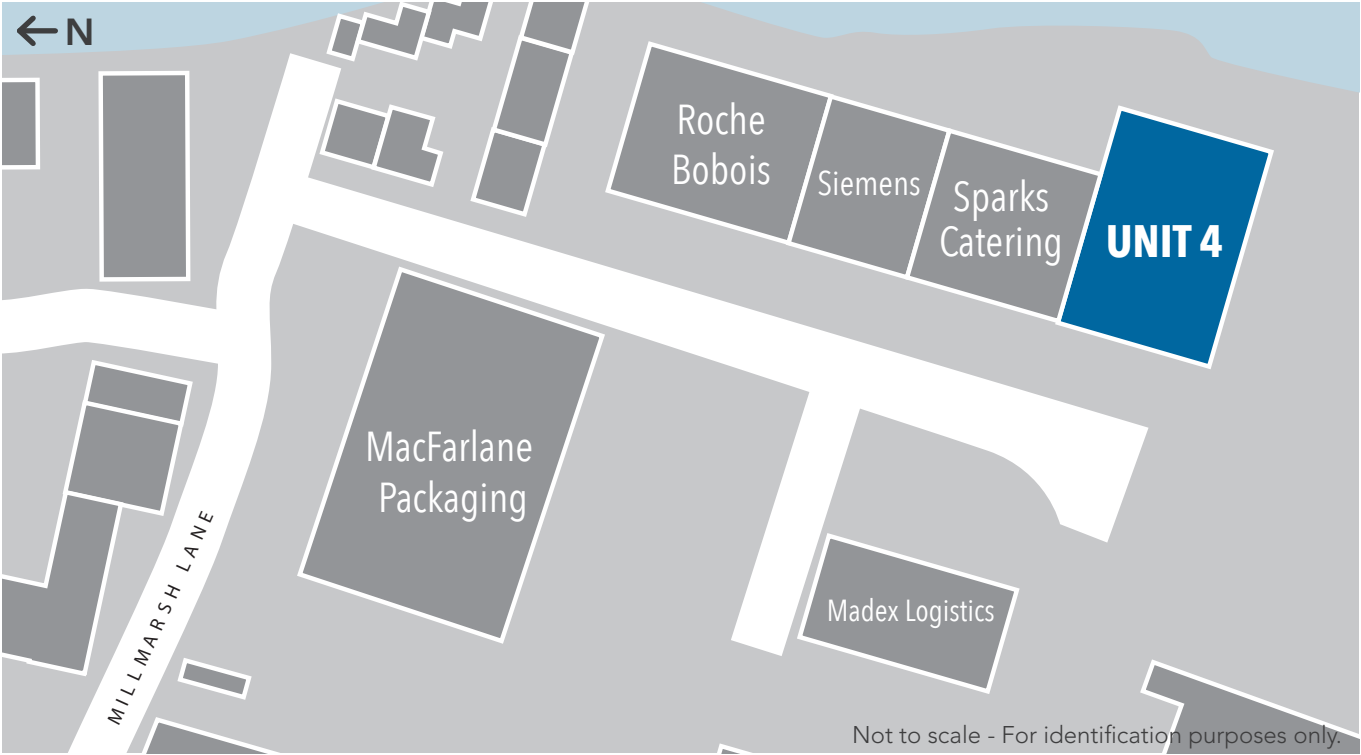
SPECIFICATION

- 8.1m clear internal height
- 4 ground level loading doors
- 38 parking spaces
- Exclusive dedicated loading area
- Ground floor reception
- First floor open plan offices
- Separate secure service yard to the southern elevation
- Fully refurbished

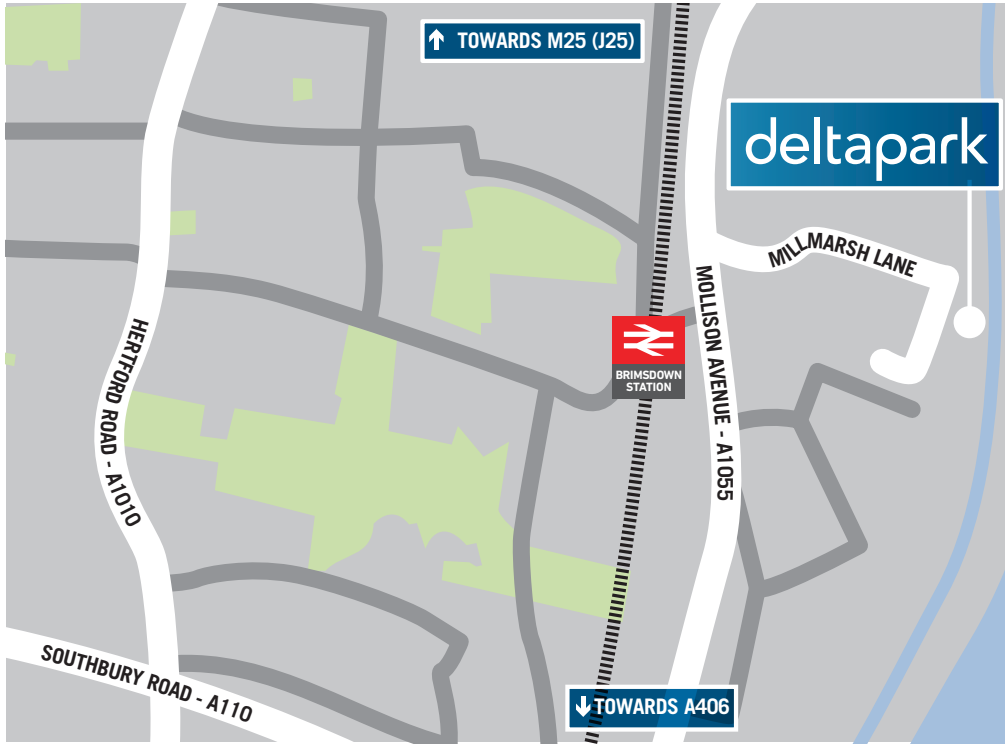
ACCOMODATION

The property has the following approximate gross internal floor areas:

Unit 4	Sq Ft	Sq M
Warehouse	24,381	2,265.14
G.F Offices	2,812	261.20
F.F Offices	2,812	61.20
Total	30,005	2,787.54



TO LET - Modern Industrial Unit with Secure Yard



Not to scale - For identification purposes only.

LOCATION

Unit 4 is located on Delta Park, within the established Brimsdown area of Enfield. The property is situated at the eastern end of Millmarsh Lane, close to the A1055 Mollison Avenue (North/South Route) which provides access to Junction 25 of the M25, via the A10 Great Cambridge Road, and also the A406 North Circular Road to the south. Brimsdown Overground station is within a short walk of the unit. Enfield's location between the M25 and the North Circular attracts a diverse national occupier base including Amazon, Camden Town Brewery, DHL, Greggs, Iceland, John Lewis and Warburtons.

DRIVE BY TIMES

M25 (J25)	9 mins (4 miles)
M11 (J6)	19 mins (11 miles)
M1 (J6A)	29 mins (19 miles)
Central London	37 mins (13 miles)

Approximate times and distances. Source: Google

TERMS

For details of financial terms please contact the sole agents.

CONTACT



William Merrett

020 7318 4773

william.merrett@realestate.bnpparibas

Nick Hardie

020 7318 5048

nick.hardie@realestate.bnpparibas