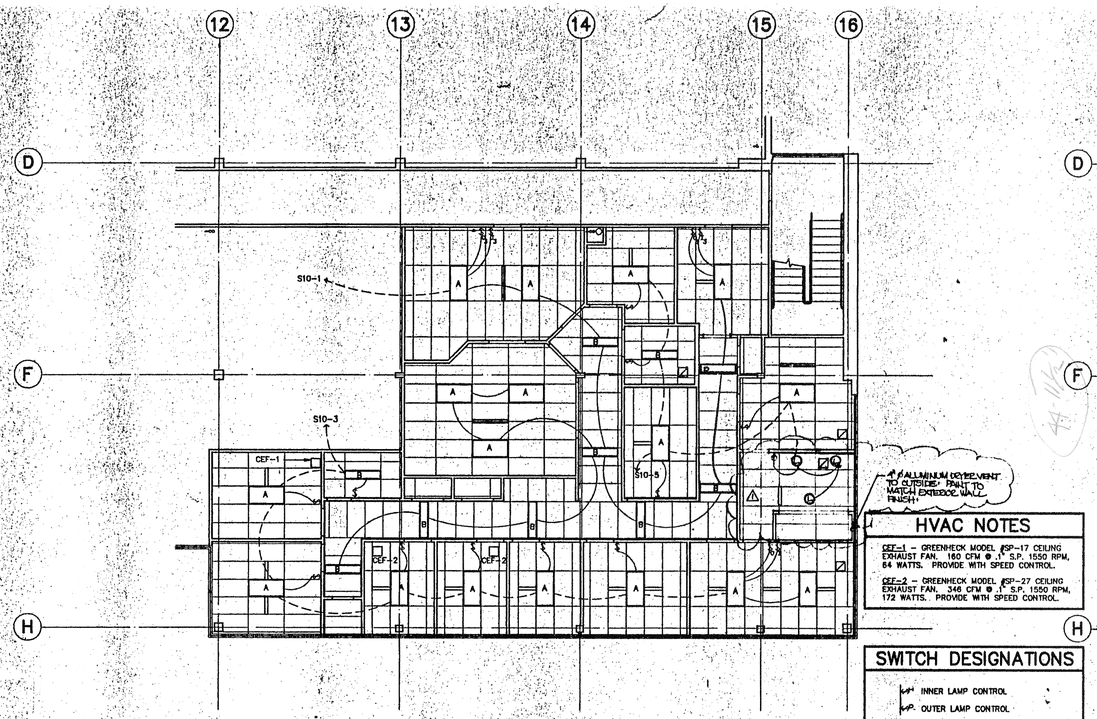

HVAC NOTES

CEF-1 – GREENHECK MODEL #SP-17 CEILING EXHAUST FAN. 160 CFM @ .1" S.P. 1550 RPM, 84 WATTS. PROVIDE WITH SPEED CONTROL.

CEF-2 – GREENHECK MODEL #SP-27 CEILING EXHAUST FAN. 346 CFM @ .1" S.P. 1550 RPM, 172 WATTS. PROVIDE WITH SPEED CONTROL.

SWITCH DESIGNATIONS

INNER LAMP CONTROL

OUTER LAMP CONTROL

2 REFLECTED CEILING/LIGHTING PLAN

SCALE: 1/8"=1'-0"

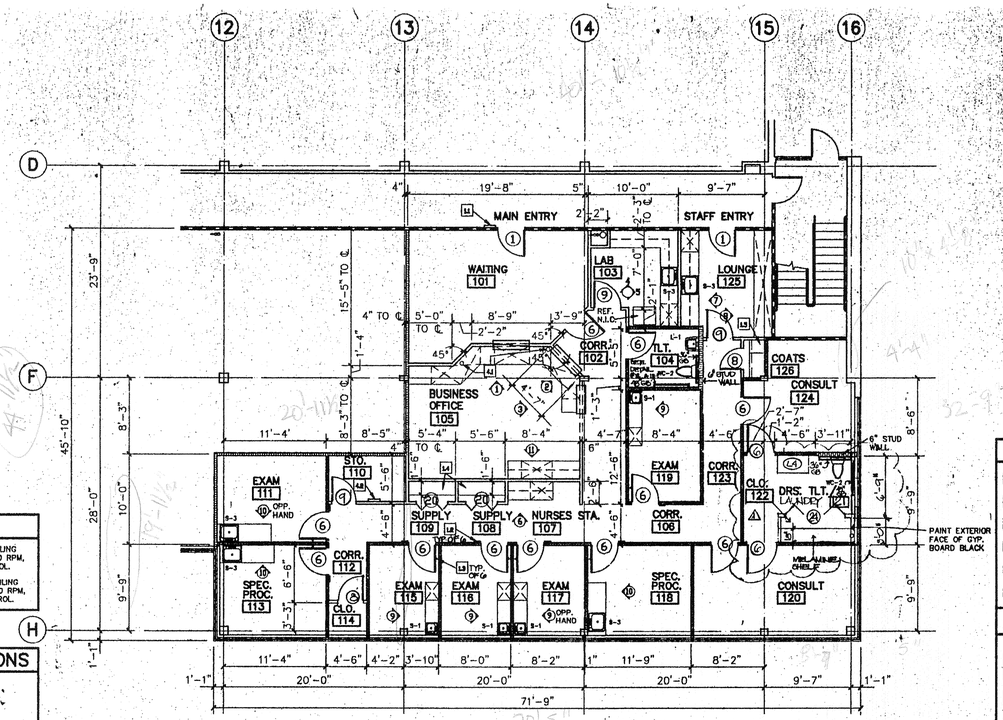

1 PARTIAL FIRST FLOOR PLAN

SCALE: 1/8"=1'-0"

PLUMBING NOTES

L-4 KOHLER #K-2195 PENNINGTON LAVATORY DELTA #500 FAUCET MOUNTED IN 24" DEEP x 5'-0" LONG P. LAM. COUNTER TOP MOUNTED @ 2'-8" A.F.F.; CENTER SINK IN COUNTER TOP; PROVIDE P. LAM. BRACKETS AS REQD.

SH KOHLER "TRINIDAD" SHOWER COVE #K-1438 (G.C. TO PROVIDE BLOCKING AS REQD.)

KEY NOTES

1.0 FLOOR PLAN
1.1 SUITE PLAQUE, T.O.P. 68" A.F.F. LOCATED 8" OFF DOOR JAMB
1.2 CHART RACK, T.O.R. 60" A.F.F.
1.3 COAT HOOKS, T.O.H. 72" A.F.F.
1.4 5 ADJUSTABLE PAINTED SHELVES: SEE PLAN FOR DEPTH
1.5 MELAMINE SHELF AND ROD
1.6 PAINTED SHELF AND ROD
1.7 FINISHED GYP. BD. OPENING SEE ELEVATION FOR LOCATION AND SIZE
1.8 12" WIDE P. LAM. WRITING SURFACE CENTERED ON WALL, 42" A.F.F.

4.0 ELEVATION
2.1 P. LAM. COUNTERTOP
2.2 P. LAM. CONT. APRON
2.3 CONT. CLEAT
2.4 4" P. LAM. CONT. BACKSPLASH
2.5 P. LAM. END PANEL
2.6 FILLER PANEL
2.7 BRACKET 18"x18" TYP. EXCEPT AT TYPING DROP THEN 24"x23 1/16"
2.8 RUBBER COVE BASE RE: FIN. SCHEDULE
2.9 SLIDING GLASS WINDOWS
2.10 MIRROR
2.11 UNDER COUNTER REFRIGERATOR (N.I.C.)
2.12 PENCIL DRAWER
2.13 TYPEWRITER DROP

5.0 DETAILS
3.1 3 5/8" METAL STUDS RE: FLOOR PLAN FOR WALL TYPE AND CONSTRUCTION
3.2 1 5/8" METAL STUDS
3.3 STEEL COLUMN RE: STRUCTURAL
3.4 ALUMINUM WINDOW FRAME AND GLASS
3.5 ALUMINUM WINDOW MULLION
3.6 NEOPRENE GASKET WITH SEALANT
3.7 ALUMINUM CHANNEL WITH 5/8"x4 7/8" THROAT CENTERED AND ATTACHED TO WINDOW MULLION. CHANNEL FINISH TO MATCH FINISH OF WINDOW FRAME.

4.0 MISCELLANEOUS
4.1 GROMMETS
4.2 2'x4'x1/2" PAINTED AC PLYWD. BACKBOARD FOR COMMUNICATIONS BOX (FREE TESTING PLYWD.)

DIRECTORY SIGNAGE

SUITE PLAQUE SIGNAGE

109

Aurora H. Maldonado, M.D.
General Internal Medicine
Medicine
Benjamin A. Maldonado, M.D., F.A.C.O.G.
Diplomate, Bd. Obst. & Gyn.
American Board of Obstetrics & Gynecology
Sleep Medicine

Universal Medical Buildings

731 North Jackson Street
Milwaukee, Wisconsin 53202
(414) 278-0100

Revisions
f.o.c. March 5, 1990
△ 5-16-90 CHANGE EM-121 TO TLT/LAUNDRY

SIGNATURES

U.M.B.:
APPROVED BY:
DATE:

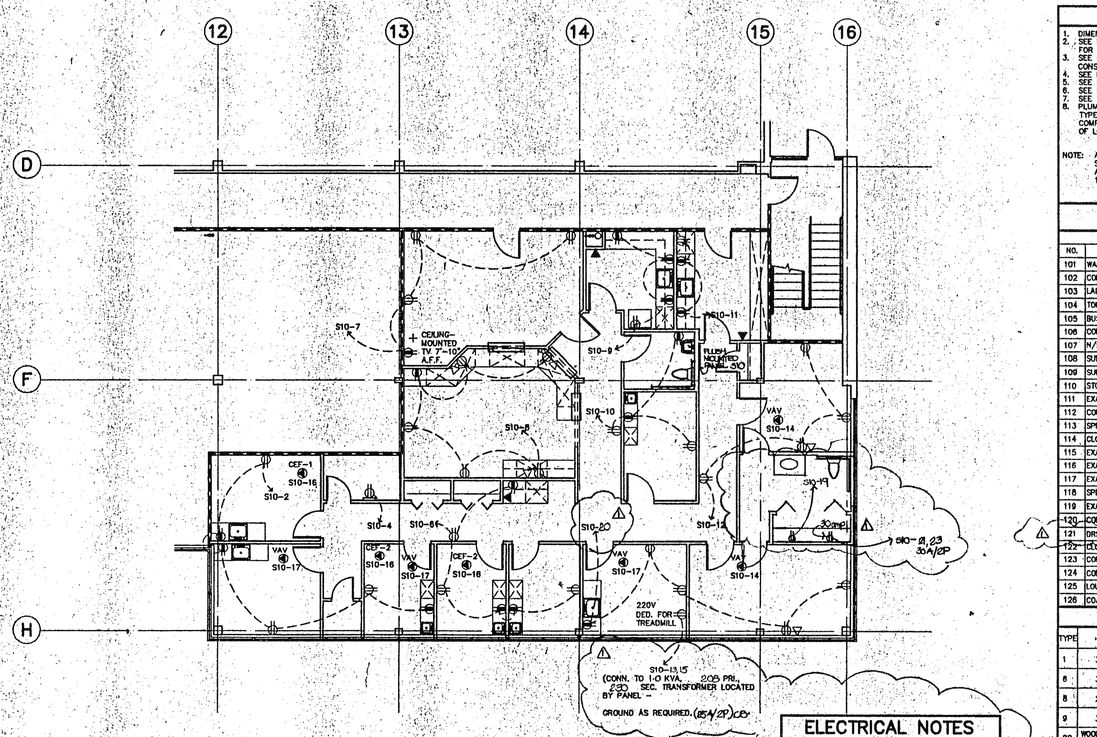

3 POWER PLAN

SCALE: 1/8"=1'-0"

ELECTRICAL NOTES

1. PANEL S10 (WALD. 10K AIC; 30,4W, 120/208V; 24 CIRCUIT; FLUSH MOUNTED (USE 100A RATED METER/BREAKER).
2. 15-20A/1P BREAKERS REQUIRED. 1-25A/2P BREAKER REQ.
3. LIGHTING FIXTURES SHALL ALL BE 120V.
4. ELECTRICAL CONTRACTOR TO WIRE WALL MOUNTED SPEED CONTROL SWITCHES FOR CEILING EXHAUST FANS.

GENERAL NOTES

1. DIMENSIONS INDICATED ARE FROM FACE OF STUD UNLESS OTHERWISE INDICATED.
2. SEE KEY PLAN BELOW AND BASE BUILDING FLOOR PLAN SHEET A-1 FOR SUITE LOCATION.
3. SEE GENERAL BUILDING NOTE SHEET A-1 FOR WALL TYPES AND CONSTRUCTION.
4. SEE DOOR SCHEDULE THIS SHEET FOR DOOR TYPES.
5. SEE BASE BUILDING TITLE SHEET FOR ABBREVIATIONS AND SYMBOLS.
6. SEE INTERIOR FINISH KEY FOR STANDARD FINISH DESIGNATIONS.
7. SEE SPECIFICATIONS FOR STANDARD UMB REQUIREMENTS.
8. PLUMBING FIXTURE TYPES ARE INDICATED ON PLAN. SEE SPECS FOR TYPES INDICATED. PROVIDE A COMPLETE OPERATING PLUMBING SYSTEM COMPLYING WITH WATER DEPARTMENT REQUIREMENTS AND LATEST EDITION OF LOCAL AND STATE CODES.

NOTE: ALL RECEPTACLES IN ALL ROOMS WHERE PATIENTS RECIEVE CARE SUCH AS EXAMS, TREATMENT ROOMS, ETC. SHALL BE GROUNDED IN ACCORDANCE WITH NEC 517-11. ROOM NUMBERS: 111, 113, 115, 116, 117, 118, 119.

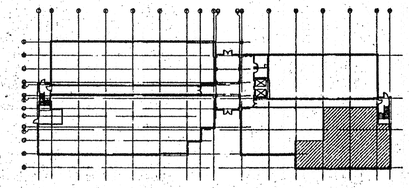

KEY PLAN

SHADED AREA DENOTES SUITE LOCATION

ROOM FINISH SCHEDULE

ROOM NO.	ROOM NAME	FLOOR FINISH	FLOOR BASE	WALLS NORTH	WALLS SOUTH	WALLS EAST	WALLS WEST	C'LING FINISH	CABINETS C'TOP	CABINETS BASE	NOTES
101	WAITING	C-1H	RCB-3	V-1	V-1	V-1	V-1	CF-2			
102	CORRIDOR	C-1H	RCB-3	V-1	V-1	V-1	V-1	CF-2			
103	LAB	VT-3	RCB-3	P-1	P-1	P-1	P-1	CF-2	CAB-6	CAB-6	WALL CAB-6
104	TOILET	CT-2	RCB-3	P-1 CT-2	P-1 CT-2	P-1 CT-2	P-1 CT-2	CF-2			CT WAINSCOT @ 4'-0" A.F.F.
105	BUSINESS OFFICE	C-1H	RCB-3	V-1	V-1	V-1	V-1	CF-2	CAB-6	CAB-6	WALL CAB-6
106	CORRIDOR	C-1H	RCB-3	V-1	V-1	V-1	V-1	CF-2			
107	N/S	C-1H	RCB-3	V-1	V-1	V-1	V-1	CF-2	CAB-6	CAB-6	WALL CAB-6
108	SUPPLY	VT-3	RCB-3	P-1	P-1	P-1	P-1	CF-2			
109	SUPPLY	VT-3	RCB-3	P-1	P-1	P-1	P-1	CF-2			
110	STORAGE	VT-3	RCB-3	P-1	P-1	P-1	P-1	CF-2			
111	EXAM	VT-3	RCB-3	P-1	P-1	P-1	P-1	CF-2	CAB-6	CAB-6	
112	CORRIDOR	C-1H	RCB-3	V-1	V-1	V-1	V-1	CF-2			
113	SPEC. PROC.	VT-3	RCB-3	P-1	P-1	P-1	P-1	CF-2	CAB-6	CAB-6	
114	CLOSET	VT-3	RCB-3	P-1	P-1	P-1	P-1	CF-2	CAB-6	CAB-6	
115	EXAM	VT-3	RCB-3	P-1	P-1	P-1	P-1	CF-2	CAB-6	CAB-6	
116	EXAM	VT-3	RCB-3	P-1	P-1	P-1	P-1	CF-2	CAB-6	CAB-6	
117	EXAM	VT-3	RCB-3	P-1	P-1	P-1	P-1	CF-2	CAB-6	CAB-6	
118	SPEC. PROC.	VT-3	RCB-3	P-1	P-1	P-1	P-1	CF-2	CAB-6	CAB-6	
119	EXAM	VT-3	RCB-3	P-1	P-1	P-1	P-1	CF-2	CAB-6	CAB-6	
120	CONSULT	C-1H	RCB-3	V-1	V-1	V-1	V-1	CF-2			
121	DRS. TLT./LAUNDRY	CT-2	RCB-3	V-1 CT-2	V-1 CT-2	V-1 CT-2	V-1 CT-2	CF-2	CAB-6	CAB-6	CT WAINSCOT @ 4'-0" A.F.F. BEHIND TOILET ONLY.
122	CLOSET	VT-3	RCB-3	P-1	P-1	P-1	P-1	CF-2			
123	CORRIDOR	C-1H	RCB-3	P-1	P-1	P-1	P-1	CF-2			
124	CONSULT	C-1H	RCB-3	V-1	V-1	V-1	V-1	CF-2			
125	LOUNGE	VT-3	RCB-3	P-1	P-1	P-1	P-1	CF-2	CAB-6	CAB-6	WALL CAB-6
126	COATS	VT-3	RCB-3	P-1	P-1	P-1	P-1	CF-2			

DOOR SCHEDULE

TYPE	SIZE	HARDWARE DESCRIPTION * ALL HARDWARE TO BE LEVER HANDLE	REMARKS
1	3'-0"	KEY LOCKSET; BALL BEARING BUTTS; CLOSER; STOP	
8	3'-0"	PRIVACY SET; STANDARD BUTTS; STOP	
8	2'-10"	PASSAGE SET; STANDARD BUTTS; STOP	
9	3'-0"	PASSAGE SET; STANDARD BUTTS; STOP	
20	WOOD BI-FOLD 3'-0"	TOP & BOTTOM TRACK; PULLS; STD. HARDWARE	
22	2'-10"	PRIVACY SET; STANDARD BUTTS; STOP	
23	WOOD BI-FOLD 3'-0"	TOP & BOTTOM TRACK; PULLS; STD. HARDWARE	
24	WOOD BI-FOLD 2'-0"	TOP & BOTTOM TRACK; PULLS; STD. HARDWARE	

INTERIOR FINISH KEY

* COLORS MAY VARY SLIGHTLY DEPENDING ON THE DYE LOT

CARPET - J & J INDUSTRIES

		COLORS	
C-1A GS 8756		C-2A 415 GRAVEL	
C-1B GS 8681		C-2B 556 CYPRESS	
C-1C GS 8682		C-2C 548 PROMENADE	
C-1D GS 8496		C-2D 561 JEWEL	
C-1E GS 8498		C-2E 423 AMBLING	
C-1F GS 8785		C-2F 422 PYRITE	
C-1G GS 8681		C-2G 565 PHEONICIAN	
C-1H GS 8490		C-2J 479 MIDNLIGHT	
		C-2K 537 COLUMBINE	

VINYL WALL COVERING - D. L. COUCH COMPANY

V-1 #82836 BLUSH
V-2 #83843 DUSK
V-3 #82851 ARGENT
V-4 #83852 SMOKE
V-5 #82833 WHITE CAP
V-6 #83847 PEWTER
V-7 #82835 BIRCH
V-8 #88842 CLAY

VINYL TILE-TARKETT, EXPRESSIONS COLLECTION

VT-1 #4521 (CEDAR)
VT-2 #4518 (BLUE)
VT-3 #2552 (WHITE) (BASIC COLLECTION)
VT-4 #4512 (GREEN)
VT-5 #4514 (TALPE)

PLASTIC LAMINATE-WILSONART

CAB-1 #1573-6 FROSTY WHITE
CAB-2 #1254-13 NATURAL TEMPO
CAB-3 #3364-6 TAUPE TIDE
CAB-4 #4322-6 GREY NOVA
CAB-5 #4323-6 ROSETINE NOVA
CAB-6 #3389-6 FAWN

CERAMIC TILE-AMERICAN OLEAN TILE, CERAMIC MOSAICS

CT-1 #A14 ALMOND
CT-2 #A32 STERLING SILVER

RCB-1 #732 OFF WHITE
RCB-2 #763 SMOKE
RCB-3 #776 MIDNIGHT GRAY

CEILING FINISHES-ARMSTRONG (WHITE)

CF-1 SECOND LOOK I
CF-2 SECOND LOOK II
CF-3 GYPSUM BOARD, PAINTED P-1
CF-4 EXPOSED STRUCTURE

PAINT -BENJAMIN MOORE, PITTSBURGH, PRATT & LAMBERT

P-1 UHB WHITE
BENJAMIN MOORE
1548
PITTSBURGH
2540 ALTAMONT
PRATT & LAMBERT
1292W SEED PEARL

PAINT CODES FOR METAL DOOR FRAMES

BENJAMIN MOORE PAINT #972 TO MATCH RCB-1 732 OFF WHITE
BENJAMIN MOORE PAINT #1544 TO MATCH RCB-2 763 SMOKE
BENJAMIN MOORE PAINT #1616 TO MATCH RCB-3 776 MIDNIGHT GRAY

CARPET NOTE

OWNER/ TENANT SHOULD NOTE THAT SHADING & WATERMARKING ARE INHERENT CHARACTERISTICS OF FINE CUT PILE CARPETS & DOES NOT CONSTITUTE A MANUFACTURING DEFECT. UNIVERSAL MEDICAL BUILDINGS WILL NOT TAKE RESPONSIBILITY FOR THE OCCURRENCE OF THESE CHARACTERISTICS.

Sheet Title

DR. AURORA MALDONADO INTERNAL MEDICINE

DR. BEN MALDONADO OB/GYN

FIRST FLOOR

Project Title

MEDICAL OFFICE BUILDING

MEMORIAL HOSPITAL ASSOCIATION

MODESTO, CALIFORNIA

Date
JANUARY 18, 1990

Project No.
1808

Sheet No.
A-111