

Specifications

±7,000 SF
TOTAL BUILDING SIZE

±0.91 AC
TOTAL ACREAGE

Gas Suspended
HEAT

±14'
CEILING HEIGHT

8
TAILBOARDS

Hackensack River Edge RDP
ZONING

0.6 Miles to Route 22

0.7 Miles to I-78

8.6 Miles to Elizabeth Port Area
ACCESSIBILITY

For additional property information or to arrange an inspection, please contact the exclusive brokers:

Kenneth F. Crimmins, CCIM, SIOR
Chairman
973.379.6644 x 111
kfcrimmins@blauberg.com

Jason M. Crimmins, CCIM, SIOR
Chief Executive Officer
973.379.6644 x 122
aconte@blauberg.com

Laura L. Crimmins, SIOR
Executive Director
973.379.6644 x 142
lcrimmins@blauberg.com

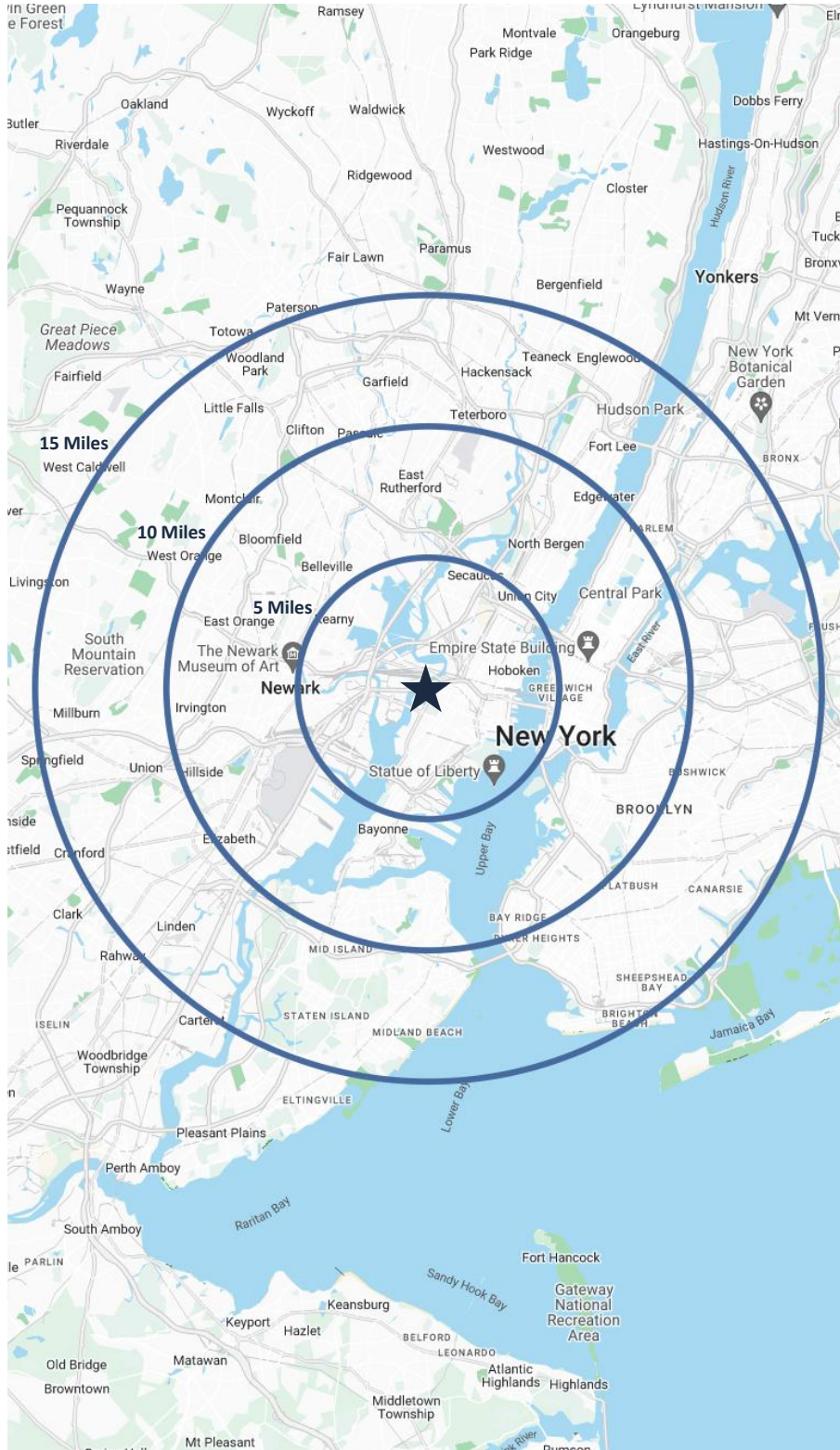


For additional property information or to arrange an inspection, please contact the exclusive brokers:

Kenneth F. Crimmins, CCIM, SIOR
Chairman
973.379.6644 x 111
kfcrimmins@blauberg.com

Jason M. Crimmins, CCIM, SIOR
Chief Executive Officer
973.379.6644 x 122
aconte@blauberg.com

Laura L. Crimmins, SIOR
Executive Director
973.379.6644 x 142
lcrimmins@blauberg.com



5 MILES

- Total Population: 977,418
- Households: 425,767
- Median Household Income: \$125,218
- Average Household Size: 2.2
- Transportation to Work: 558,439
- Labor Force: 822,498

10 MILES

- Total Population: 5.86M
- Households: 2.45M
- Median Household Income: \$111,800
- Average Household Size: 2.3
- Transportation to Work: 3.19M
- Labor Force: 4.87M

15 MILES

- Total Population: 10.55M
- Households: 4.14M
- Median Household Income: \$100,609
- Average Household Size: 2.5
- Transportation to Work: 5.45M
- Labor Force: 8.66M

For additional property information or to arrange an inspection, please contact the exclusive brokers:

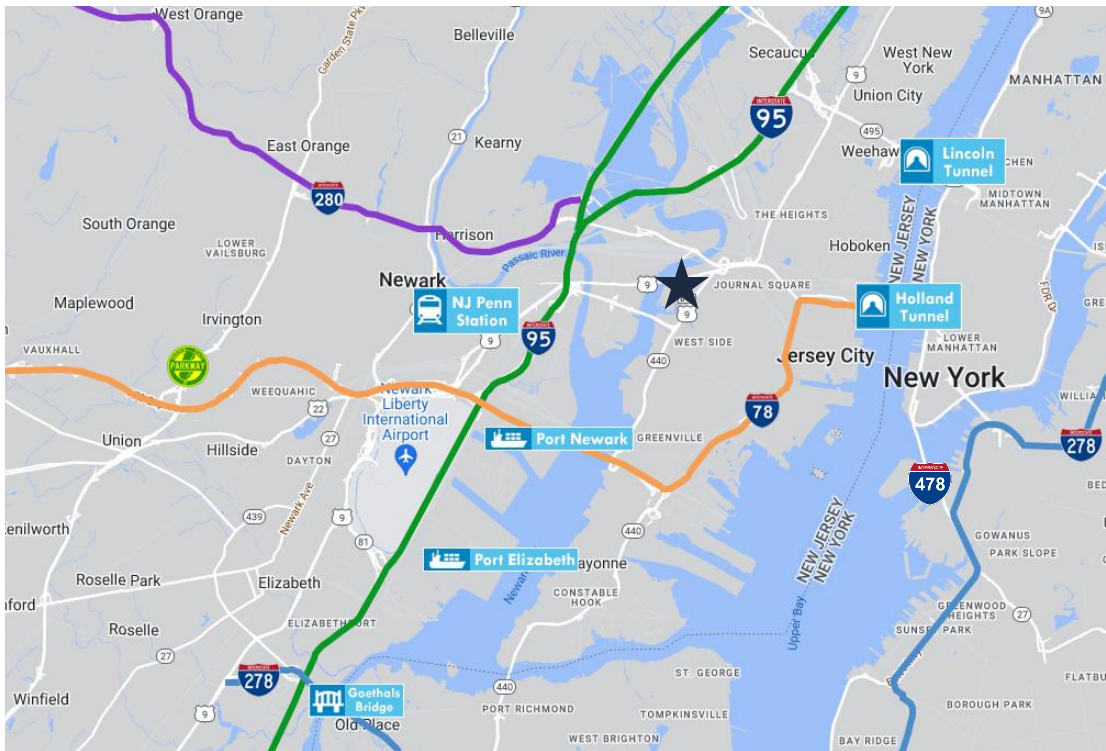
Kenneth F. Crimmins, CCIM, SIOR
Chairman
973.379.6644 x 111
kfcrimmins@blauberg.com

Jason M. Crimmins, CCIM, SIOR
Chief Executive Officer
973.379.6644 x 122
aconte@blauberg.com





Laura L. Crimmins, SIOR
Executive Director
973.379.6644 x 142
lcrimmins@blauberg.com



DISTANCE
 0.4 Miles to US Highway 1 & 9
 4.3 Miles to I-78 Exit 58
 5.3 Miles to Newark Penn Station
 8.4 Miles to Newark Airport



ACCESSIBILITY

-  3.6 MI
I-95 Exit 15
-  3.9 MI
Holland Tunnel
-  8.4 MI
Ports Newark and Elizabeth
-  10.9 MI
Lincoln Tunnel

For additional property information or to arrange an inspection, please contact the exclusive brokers:

Kenneth F. Crimmins, CCIM, SIOR
 Chairman
 973.379.6644 x 111
 kfcrimmins@blauberg.com

Jason M. Crimmins, CCIM, SIOR
 Chief Executive Officer
 973.379.6644 x 122
 acont@blauberg.com

Laura L. Crimmins, SIOR
 Executive Director
 973.379.6644 x 142
 lcrimmins@blauberg.com