



THESE DRAWINGS ARE PROPERTY AND COPYRIGHT OF CUBEWORK. REFUSE, REPRODUCTION OR PUBLICATION BY ANY METHOD IN WHOLE OR IN PART THEREOF WITHOUT EXPRESS WRITTEN CONSENT OF CUBEWORK IS NOT PERMITTED.

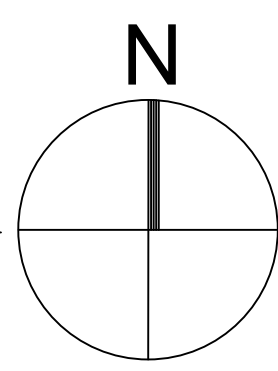


1995 SOUTH LAKE MALL



**UPPER FLOOR**

SCALE: 1/16" = 1'-0"



**CUBEWORK**

• 218 MACHLIN CT, WALNUT, CA 91789  
• (800) 338-6369

