

**RECENT
DEALS**
INSOMNIA COFFEE,
CEX, WILKO & SUPERDRUG



RETAIL AND LEISURE UNITS TO LET

PRIME SHOPPING CENTRE LOCATION IN THE HEART OF COALVILLE

BELVOIR
RETAIL & LEISURE QUARTER

Leicestershire | LE67 3XB




IMPROVEMENT WORKS

The centre has recently undergone improvement works which includes new prominent signage throughout the centre. Furthermore the units available fronting Belvoir Road which have prominent roadside frontage have undergone full refurbishment to include brand new glass shop fronts.

RETAILERS

The centre is currently occupied by an excellent mix of quality national, regional and independent occupiers which include:



NEW
LOOK



Superdrug



New lettings have recently been completed to CEX and Insomnia Coffee along with recent lease renewals of Wilko and Superdrug.



home bargains

Bonmarché

select

Clarks






LOCATION

Coalville is one of the principal towns in North West Leicestershire. Coalville itself has a population of approximately 34,575 people with a wider reach of 93,348 people in North West Leicestershire District Council.

Coalville is located 4 miles South of Ashby de la Zouch and 8 miles West of Loughborough. There are excellent transport links with it being on the A511 trunk road between Leicester and Burton upon Trent, nearby to Junction 22 of the M1 motorway.

The open air Belvoir Shopping Centre is situated in the very heart of Coalville and is the main shopping pitch of the town. The centre combines great high street, national brands as well as regional and independent retailers all in one place. The tenant mix includes the likes of; Superdrug, Bon Marche, Burton, Dorothy Perkins, Specsavers, Costa, Greggs and Insomnia Coffee.

There are approximately 380 parking spaces situated next door to shopping centre run by North West Leicestershire Council and provide free parking after 3pm.



COALVILLE HAS A
POPULATION OF
34,575



30 MINS
FROM LEICESTER
CITY CENTRE



10 MINS
FROM J22 OF M1



**380 PARKING
SPACES**
FOR THE SHOPPING CENTRE
WITH FREE PARKING AFTER 3PM





FOR MORE INFORMATION AND DETAILS OF THE UNITS AVAILABLE PLEASE CONTACT OUR AGENTS



Oliver Marshall
Direct line 0115 841 1142
Mobile 07887 787 885
oliver@fhp.co.uk

Jack Shakespeare
Direct line 0115 908 2101
Mobile 07817 924 949
jack@fhp.co.uk

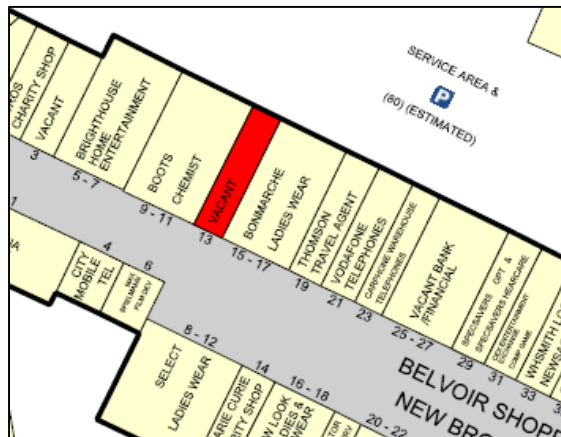
Alan Pearson
Direct line 0115 841 1138
Mobile 07876 396 005
alan@fhp.co.uk



Simon Smith
Direct line 0121 410 5551
Mobile 07771 604 539
simon.smith@wrightsilverwood.co.uk

Property Misdescription Act 1991. All statements contained within these particulars have been provided in good faith and are understood to be correct. Accuracy in respect of all statements cannot be guaranteed as we rely on information provided and they do not form part of any contract or warranty. Prospective purchasers should have this information verified by their solicitors prior to purchase. Detailed tests have not been undertaken on services, central heating installations, plumbing installations, electrical installations etc., and purchasers/lessees should undertake independent tests as to the condition of all services and mechanical engineering installations. Details correct at time of going to print. E&OE. 0518.

RETAIL AND LEISURE UNITS TO LET



Unit 55

Ground Floor Sales	107.11m ²	1,153ft ²
First Floor Stores	70.88m ²	763ft ²
Rent	£25,000 per annum exclusive	

Lease

The premises are available by way of a new full repairing and insuring lease for a term of years to be agreed.

Planning

The property benefits from planning consent for:-

A1 (shops)

(This information is given for guidance purposes only and prospective tenants are advised to make their own enquiries of North West Leicestershire District Council Planning Department).

Business Rates

We are verbally advised by North West Leicestershire District Council Business Rates Department that the premises are assessed as follows:-

Rateable Value £25,000

The current UBR is 48.0p. However, all interested parties are advised to make specific enquiries with the local billing authority having regard for the effect of transitional phasing implications.

Plans

Plans of the individual units are available upon request.

Service Charge

The current service charge for the premises is estimated at:

£3,166.86 plus VAT per annum

EPC

A copy of the EPC can be made available upon request.