
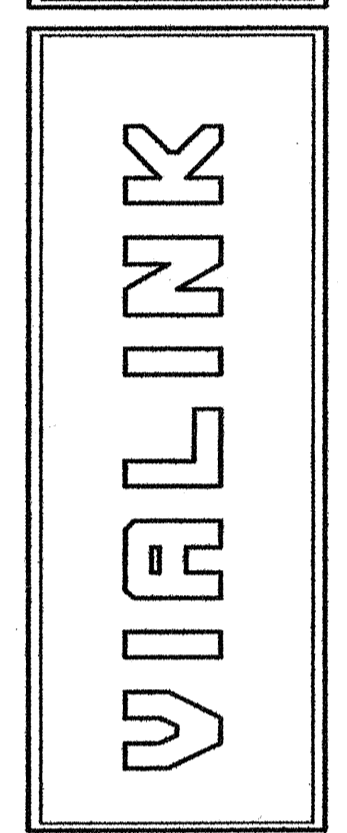





CHET VAN FOSSEN
ARCHITECT
5104 WINDANCE PLACE
HOLLY SPRINGS NC 27540
PHONE: (703) 652-4041



THIS DRAWING AND DESIGN SHOWN IS THE PROPERTY OF CHET VAN FOSSEN ARCHITECT. REPRODUCTION, COPYING OR OTHER USE OF THIS DRAWING WITHOUT WRITTEN CONSENT IS PROHIBITED. ORIGINAL DRAWINGS ARE INDICATED BY RED INK SIGNATURE.
© COPYRIGHT 2007 CHET VAN FOSSEN ARCHITECT

REVISIONS	DATE
1	8/31/07
Owner Revisions	
Inspections corrections and clarifications	

DATE: 4/26/07

SCALE: AS NOTED

DRAWN: GCP

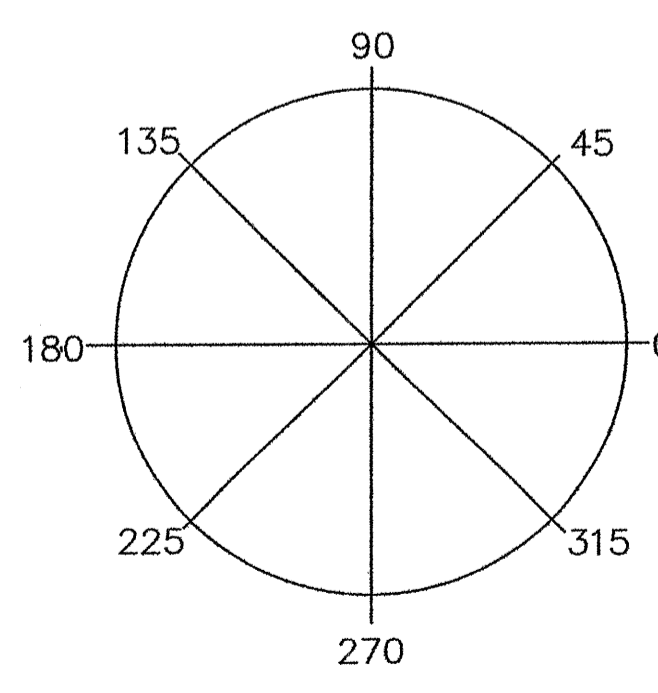
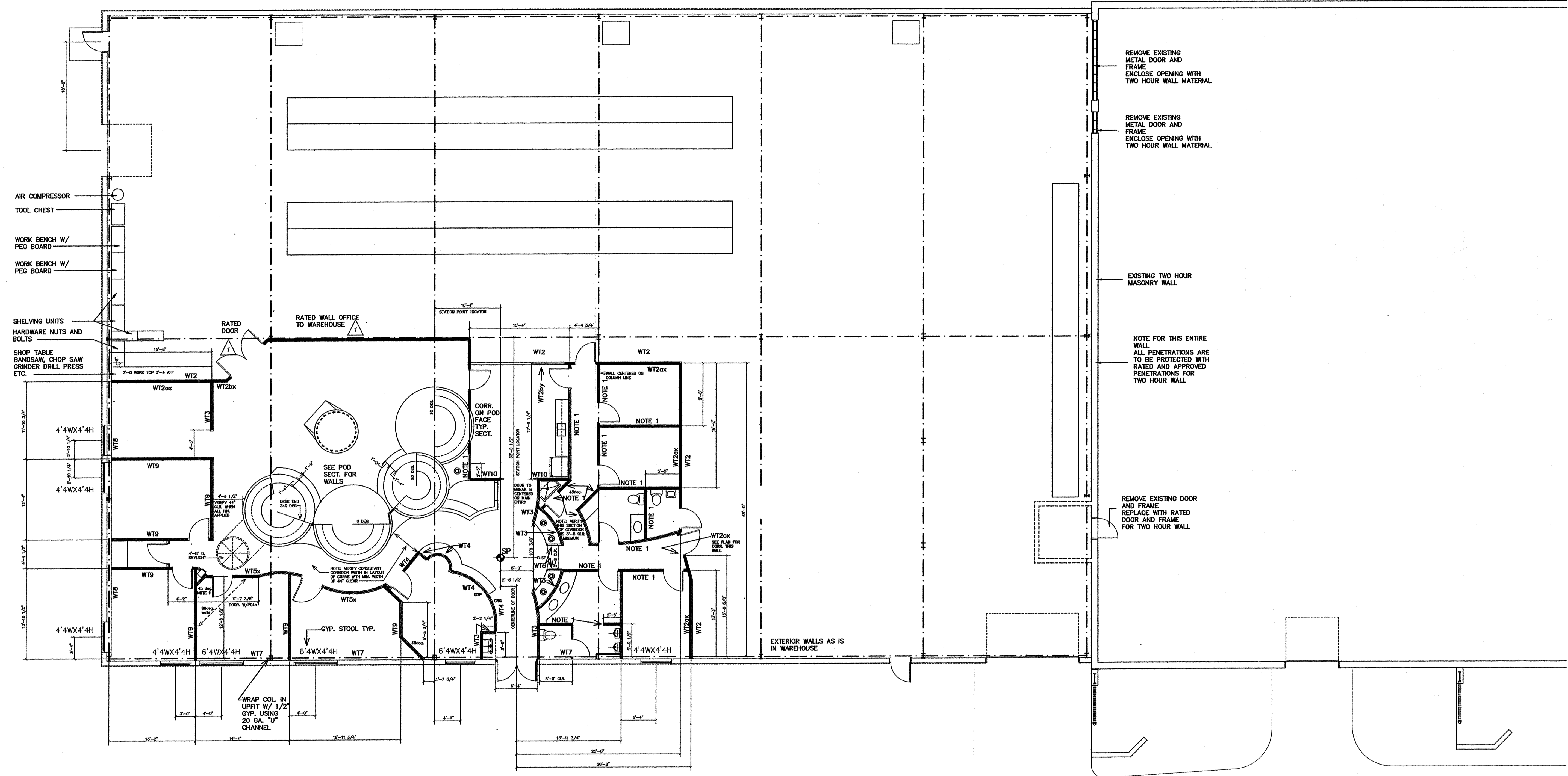
APPROVED: CVF

JOB# 4707VLNK

SHEET:

A-3a

STAKE DIM.



GENERAL DIM. NOTES:

1. ALL DIMENSIONS ARE TO CENTERLINE OF WALL UNLESS SHOWN OR CALLED OTHERWISE.
2. CENTERLINE DIM. MAY BE AT END OF WALL IF TRANSITION TO ANGLE.
3. COOR. STRAIGHT WALLS WITH CURVES PRIOR TO STARTING WALL CONSTRUCTION. CONTACT ARCHITECT FOR ANY CLARIFICATIONS.

SEE WALL SCHED. A-4

PARTITION STAKE / DIMENSION

1/8" = 1'-0"

(STRAIGHT)