

# AVAILABLE FOR LEASE

Meridian Town Center

110 15th Place South | Meridian, MS | 39301



## PROPERTY HIGHLIGHTS

- 8,000 and 4,000 SF now available next to Office Depot
- 4,000 SF is \$10/ft NNN and 8,000 SF is \$7.50/ft NNN
- Located at I-20 & I-59, accessible via South Frontage Road
- Traffic on South Frontage Road exceeds 6,100 per day with nearly 40,000 cars per day on I-20 & I-59
- Directly across the parking lot from Walmart and adjacent to Lowe's

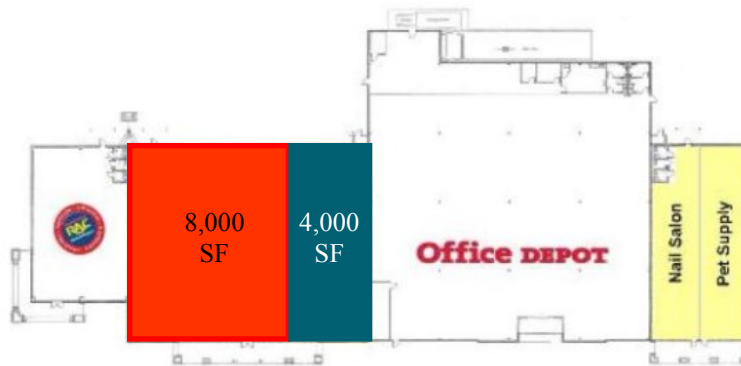
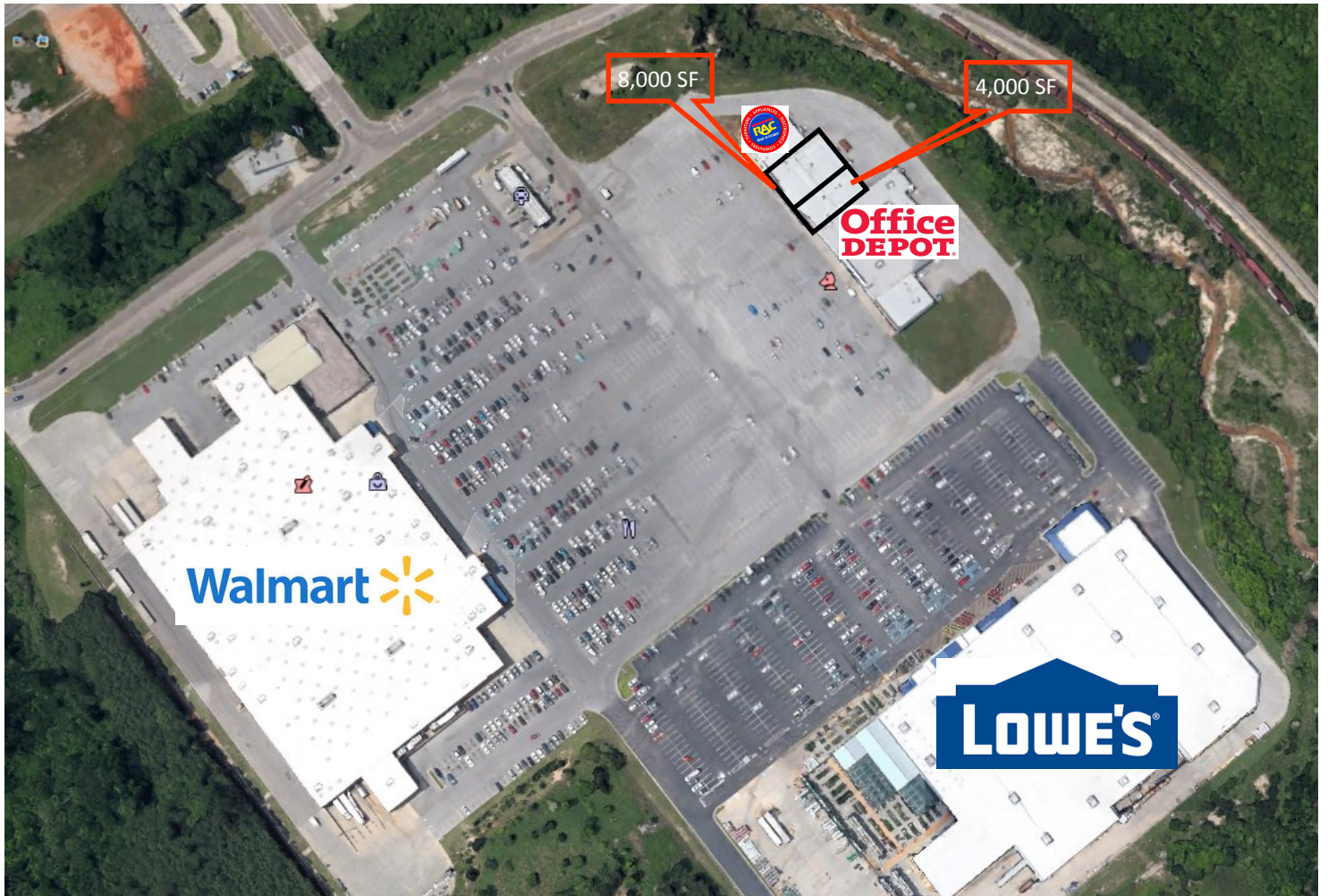


THE **CRESS** GROUP

Commercial Real Estate Services

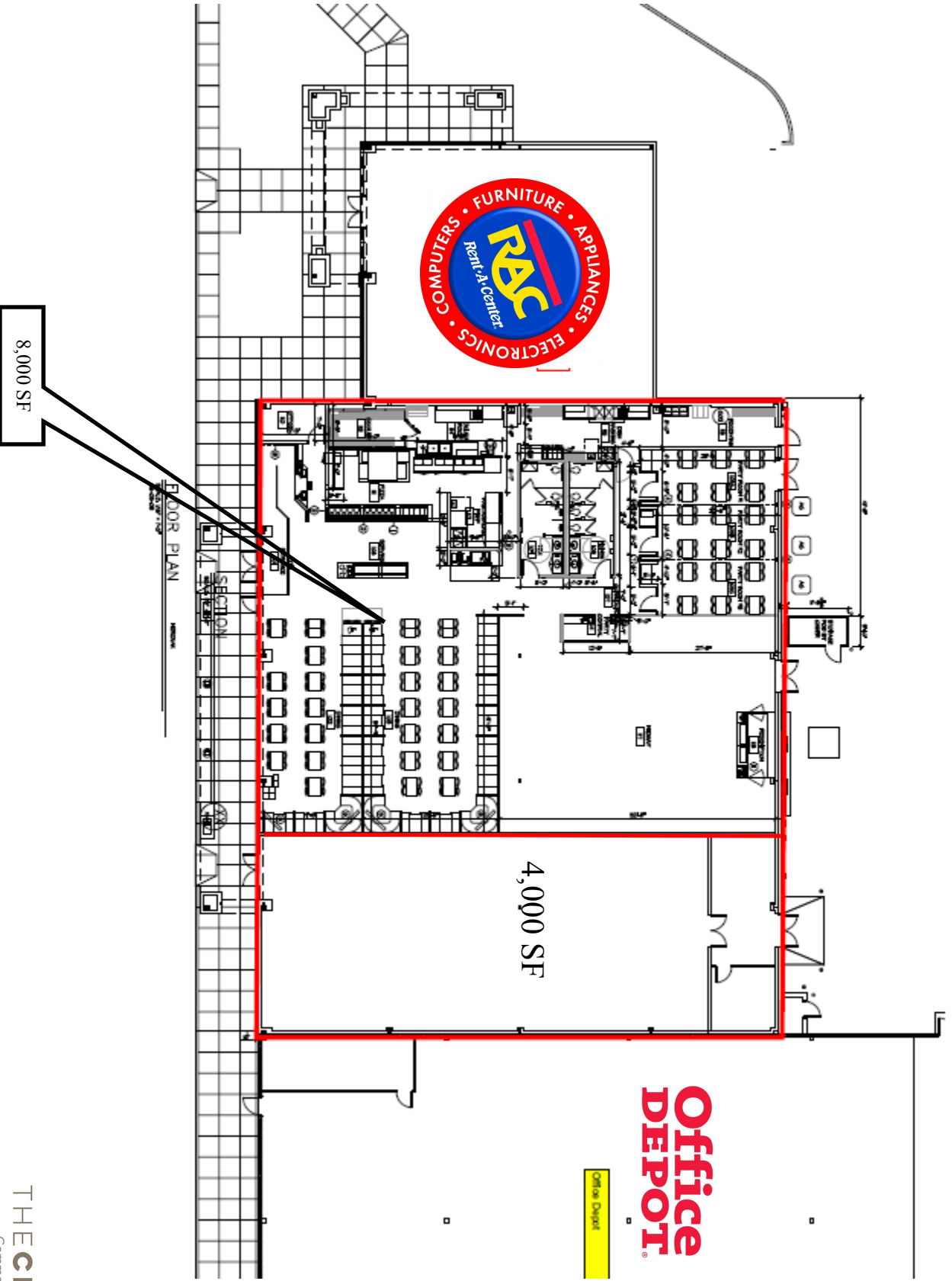
For more information contact:

Chad Hirn, CCIM | Investment Broker/Principal Broker  
(O) 601.707.1300 | (M) 601.954.8800 | [chirn@cresscre.com](mailto:chirn@cresscre.com)



Demographics	5 Mile	15 Miles	40 Miles
2016 Total Population	44,370	81,623	187,312
Average Household Income	\$49,422	\$55,353	\$50,277
Median Age	36.0	37.7	38.5

For more information contact:  
 Chad Hirn, CCIM | Investment Broker/Principal Broker  
 (O) 601.707.1300 | (M) 601.954.8800 | [chirn@cresscre.com](mailto:chirn@cresscre.com)



8,000 SF

4,000 SF

**Office  
DEPOT®**

Office Depot



**THE CRESS GROUP**  
Commercial Real Estate Services

For more information contact:

Chad Hirm, CCIM | Investment Broker/Principal Broker

(O) 601.707.1300 | (M) 601.954.8800 | [chirm@cresscre.com](mailto:chirm@cresscre.com)