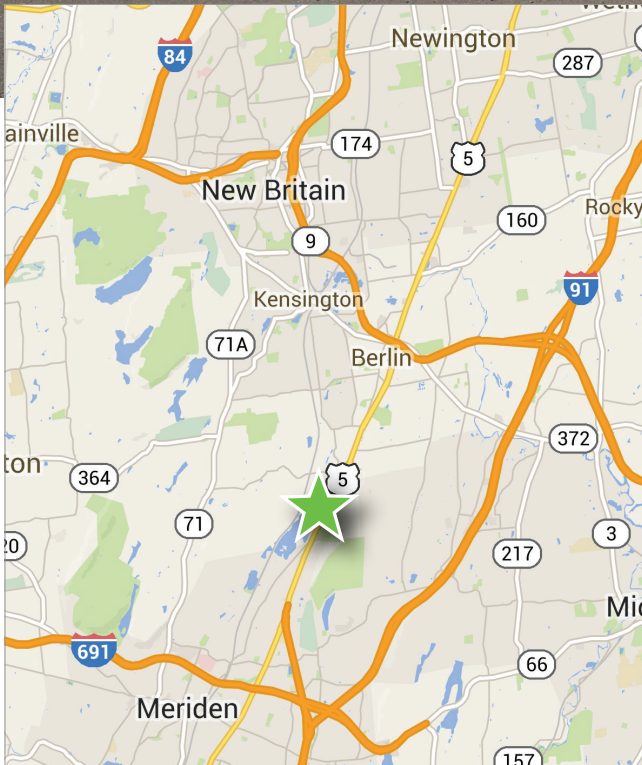


2500 BERLIN TURNPIKE

BERLIN, CONNECTICUT

AVAILABLE FOR LEASE



PROPERTY DETAILS

- 42,603 SF Industrial building available for lease
- Building features 5 loading docks, 2 drive-ins (one over-sized) and 16' ceiling heights
- Conveniently located just off Route 15 (Berlin Tpk) and within minutes to I-91 and I-691 interchange
- Lease rate of \$5.00 NNN

FOR MORE INFORMATION PLEASE CONTACT:

David Barnes

T 860.987.4782

F 860.249.7916

david.barnes@cbre-ne.com

Jennifer Gosselin

T 860.987.4734

F 860.249.7916

jennifer.gosselin@cbre-ne.com

CBRE/NE | 185 Asylum Street | 31st Floor | Hartford, CT 06103

© 2014 CBRE, Inc. The information above has been obtained from sources believed reliable. While we do not doubt its accuracy, we have not verified it and make no guarantee, warranty or representation about it. It is your responsibility to independently confirm its accuracy and completeness. The value of this transaction to you depends on tax and other factors which should be evaluated by your tax, financial and legal advisors. You and your advisors should conduct a careful, independent investigation of the property to determine to your satisfaction the suitability of the property for your needs.

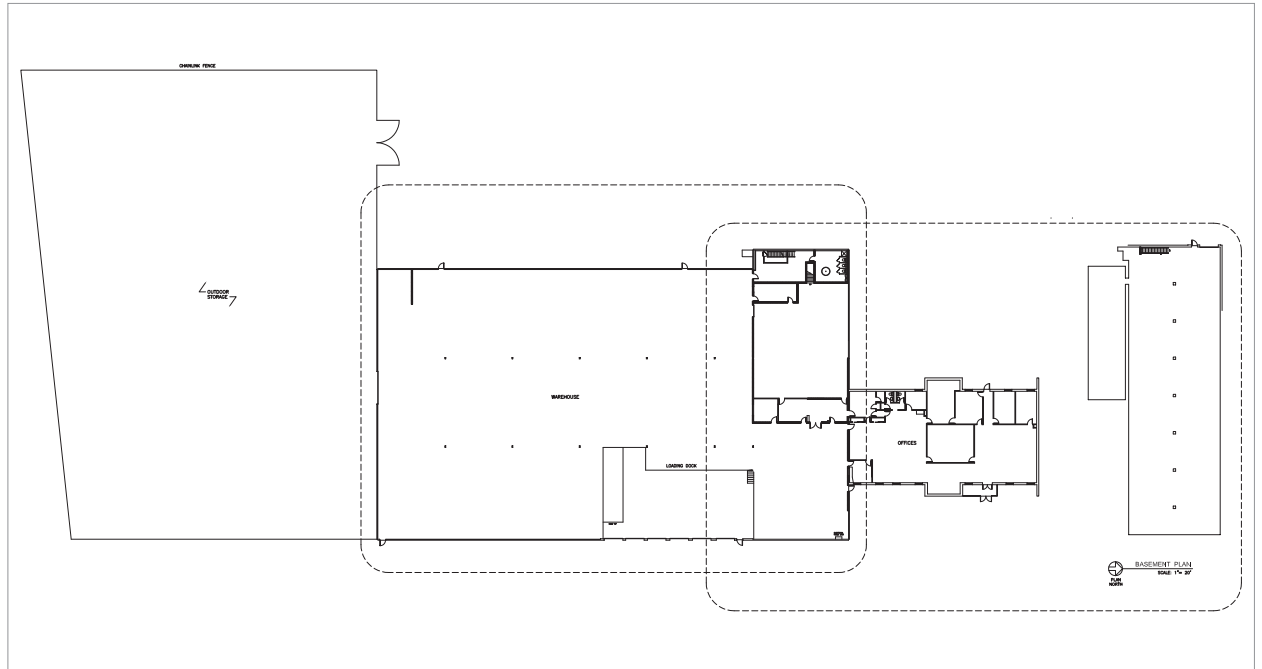
CBRE | New England

CB Richard Ellis - N.E. Partners, LP, a CBRE Joint Venture

2500 BERLIN TURNPIKE

BERLIN, CONNECTICUT

FLOOR PLAN



**FOR MORE
INFORMATION
PLEASE
CONTACT:**

David Barnes
T 860.987.4782
F 860.249.7916
david.barnes@cbre-ne.com

Jennifer Gosselin
T 860.987.4734
F 860.249.7916
jennifer.gosselin@cbre-ne.com

CBRE/NE | 185 Asylum Street | 31st Floor | Hartford, CT 06103

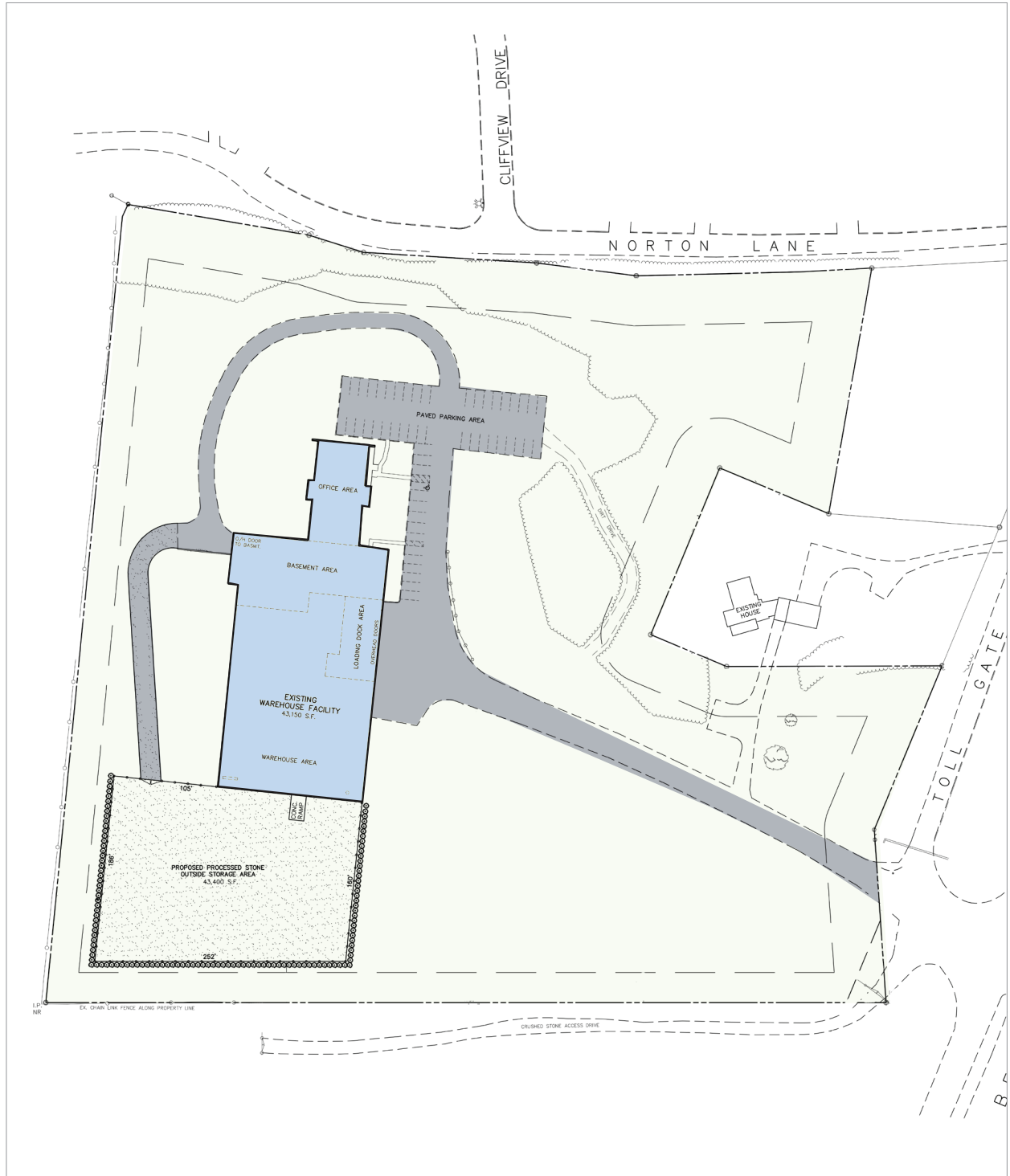
© 2014 CBRE, Inc. The information above has been obtained from sources believed reliable. While we do not doubt its accuracy, we have not verified it and make no guarantee, warranty or representation about it. It is your responsibility to independently confirm its accuracy and completeness. The value of this transaction to you depends on tax and other factors which should be evaluated by your tax, financial and legal advisors. You and your advisors should conduct a careful, independent investigation of the property to determine to your satisfaction the suitability of the property for your needs.

CBRE | New England

2500 BERLIN TURNPIKE

BERLIN, CONNECTICUT

SITE PLAN



**FOR MORE
INFORMATION
PLEASE
CONTACT:**

David Barnes
T 860.987.4782
F 860.249.7916
david.barnes@cbre-ne.com

Jennifer Gosselin
T 860.987.4734
F 860.249.7916
jennifer.gosselin@cbre-ne.com

CBRE/NE | 185 Asylum Street | 31st Floor | Hartford, CT 06103

© 2014 CBRE, Inc. The information above has been obtained from sources believed reliable. While we do not doubt its accuracy, we have not verified it and make no guarantee, warranty or representation about it. It is your responsibility to independently confirm its accuracy and completeness. The value of this transaction to you depends on tax and other factors which should be evaluated by your tax, financial and legal advisors. You and your advisors should conduct a careful, independent investigation of the property to determine to your satisfaction the suitability of the property for your needs.

CBRE | New England