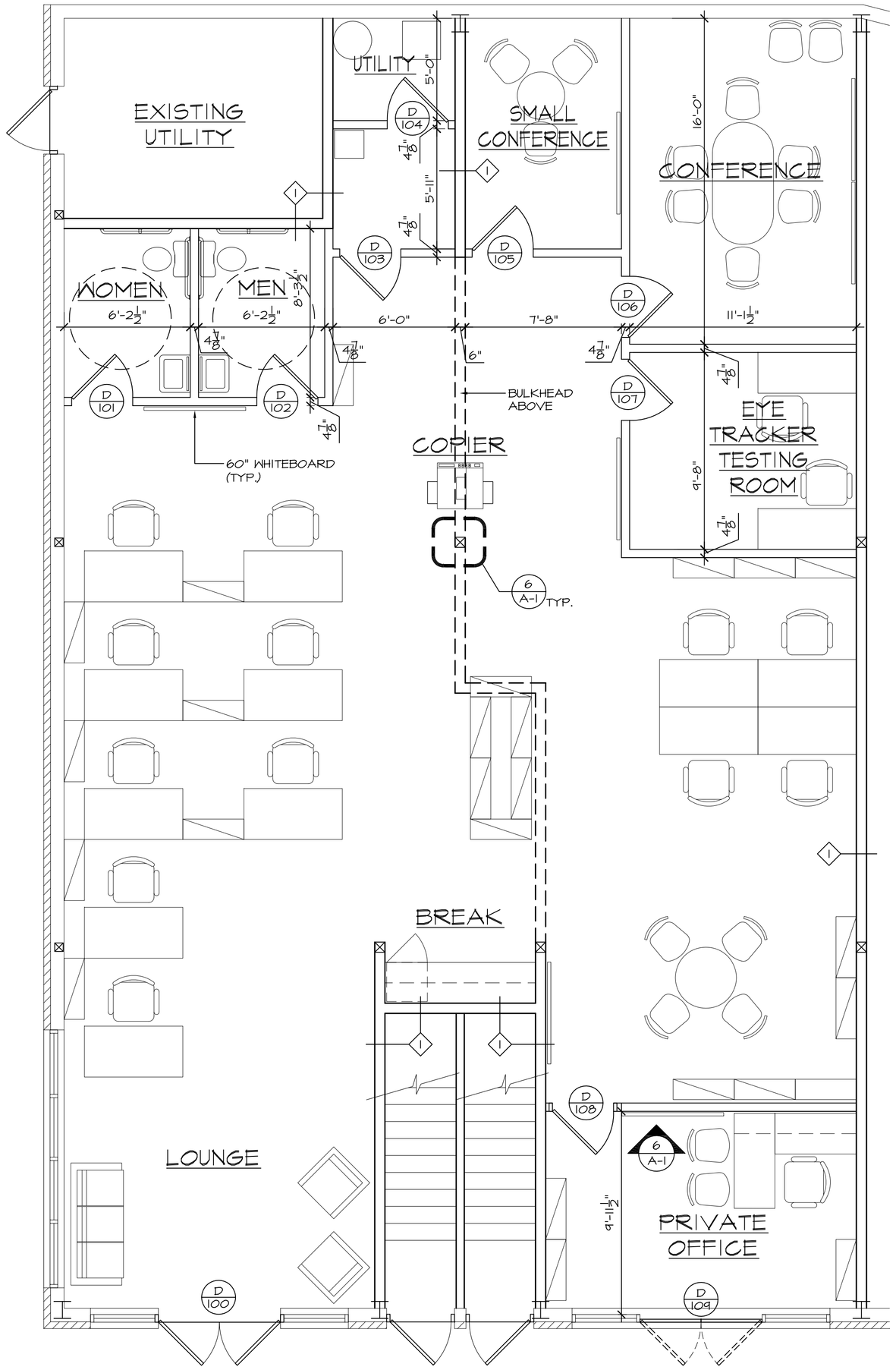

1 A-1 PROPOSED PLAN
SCALE: 1/4" = 1'-0"

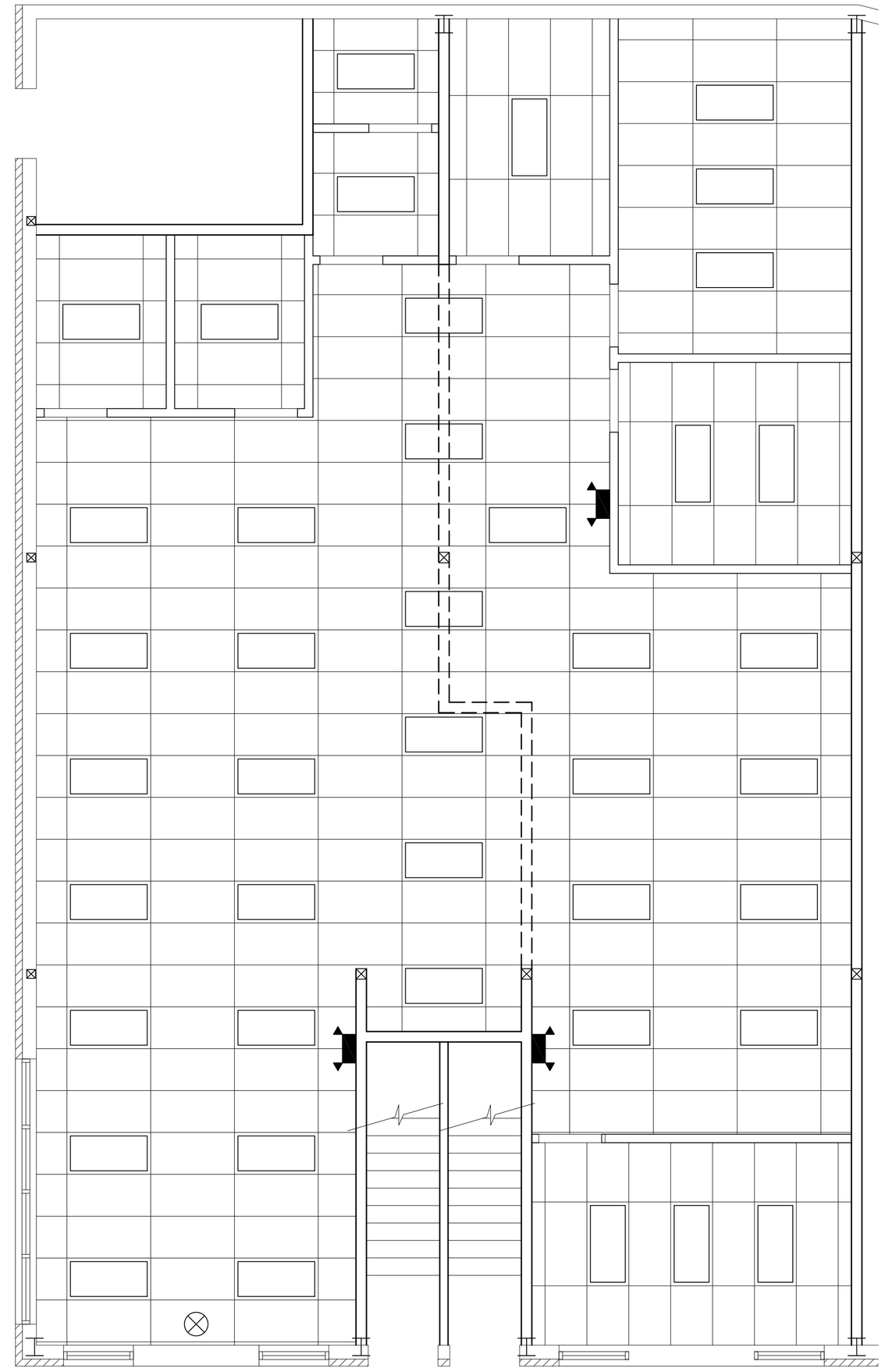

2 A-1 REFLECTED CEILING PLAN
SCALE: 1/4" = 1'-0"

ROOM FINISH SCHEDULE

LOCATION / ROOM NAME	ROOM NO.	FLOOR SUB ST.	FLOOR FINISH	BASE TYPE	BASE FINISH	WALLS CONST.	WALLS FINISH	CEILING TYPE FINISH	CEILING HEIGHT	REMARKS
LOUNGE		CONC.	CPT.	VINYL	-	G.W.B.	PTD	A.C.T.	10'-0"	
BREAK ROOM		CONC.	CPT.	VINYL	-	G.W.B.	PTD	A.C.T.	10'-0"	
WOMEN		CONC.	C.T.	C.T.	-	G.W.B.	PTD	A.C.T.	9'-0"	
MEN		CONC.	C.T.	C.T.	-	G.W.B.	PTD	A.C.T.	9'-0"	
UTILITY		CONC.	V.C.T.	VINYL	-	G.W.B.	PTD	A.C.T.	10'-0"	
SMALL CONFERENCE		CONC.	CPT.	VINYL	-	G.W.B.	PTD	A.C.T.	10'-0"	
CONFERENCE		CONC.	CPT.	VINYL	-	G.W.B.	PTD	A.C.T.	10'-0"	
EYE TRACKER TESTING RM.		CONC.	CPT.	VINYL	-	G.W.B.	PTD	A.C.T.	10'-0"	
PRIVATE OFFICE		CONC.	CPT.	VINYL	-	G.W.B.	PTD	A.C.T.	10'-0"	

DOOR & HARDWARE SCHEDULE

DOOR #	DOOR TYPE	DOOR WIDTH	DOOR HEIGHT	DOOR THICK	DOOR MATERIAL	FRAME TYPE	FRAME MATERIAL	PANIC	FIRE RATING	CLOSER	THRESHOLD	LOCK	REMARKS
100	A	(2)3'-0"	7'-0"	1 3/4"	AL/GL		AL	-	C	-	Y	L	
101	B	3'-0"	6'-8"	1 3/8"	SC. WD.		HM	-	-	-	-	PL	
102	B	3'-0"	6'-8"	1 3/8"	SC. WD.		HM	-	-	-	-	PL	
103	B	3'-0"	6'-8"	1 3/8"	SC. WD.		HM	-	-	-	-	L	
104	B	3'-0"	6'-8"	1 3/8"	SC. WD.		HM	-	-	-	-	L	
105	B	3'-0"	6'-8"	1 3/8"	SC. WD.		HM	-	-	-	-	LT	
106	B	3'-0"	6'-8"	1 3/8"	SC. WD.		HM	-	-	-	-	LT	
107	B	3'-0"	6'-8"	1 3/8"	SC. WD.		HM	-	-	-	-	LT	
108	B	3'-0"	6'-8"	1 3/8"	SC. WD.		HM	-	-	-	-	L	
109	A	(2)3'-0"	7'-0"	1 3/4"	AL/GL		AL	-	C	-	Y	L	TO BE LOCKED WITH BREAK METAL APPLIED TO SEAL DOOR

ABBREVIATIONS

AL	ALUMINUM	HM	HOLLOW METAL	C	1 HOUR "C" LABEL RATED
GL	GLASS	WD	WOOD	S.C. MAS.	SOLID CORE MASONITE
MAS	MASONITE	B	2 HOUR 'B' LABEL RATED	STL.	STEEL
PL	PRIVATE LOCK	LT	LATCH	S.C. WD.	SOLID CORE WOOD
CLWD	CLAD WOOD	DB	DEAD BOLT	L	LOCK

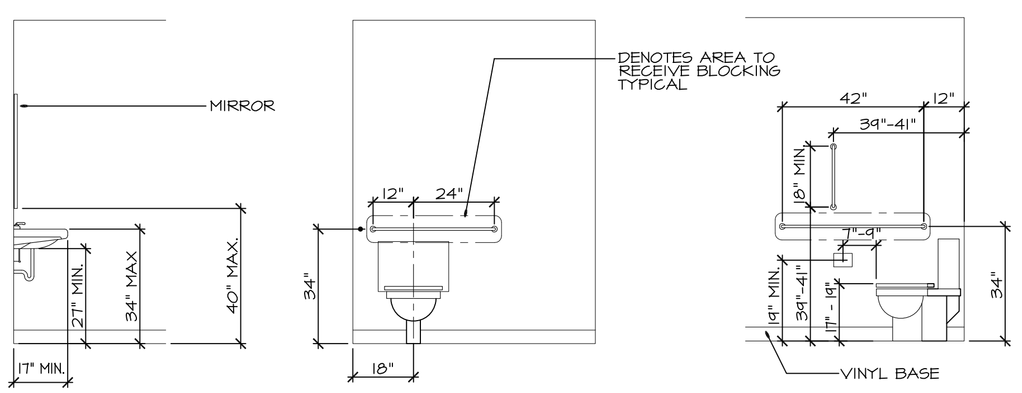

3 A-1 HANDICAP ACCESSORY MOUNTING HEIGHTS
SCALE: N.T.S.

LIST OF SYMBOLS

	2'-0" x 4'-0" SUSPENDED ACOUSTICAL TILE CEILING
⊗	EXIT LIGHT SIGN FIXTURE
	BATTERY PACK WITH EMERGENCY LIGHTING HEADS
▲	REMOTE HEADS
	DRYWALL CEILING - TAPED, SPACKLED & PRIMED

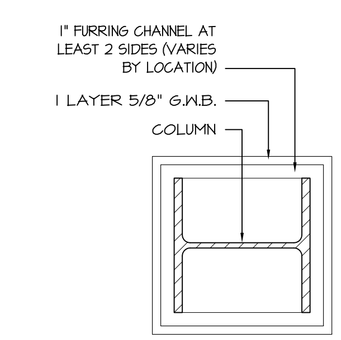

7 A-1 COLUMN WRAP DETAIL
SCALE: N.T.S.

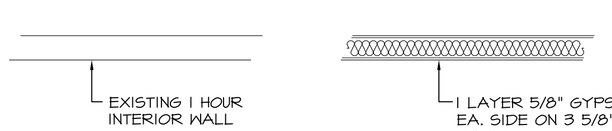

TYPE 1 — 1

TYPE 2 — 2 — NOTE: ALL WALL TYPES ARE TYPE 2 UNLESS OTHERWISE NOTED — STC RATING = 44

4 A-1 PARTITION TYPES
SCALE: N.T.S.

OCCUPANT LOAD

		S.F./ S.F. OCCUP.	No. OCCUP.	EXITS REQ'D	EGRESS WIDTH REQUIRED	EXITS PROVIDED	EGRESS WIDTH PROVIDED
BUSINESS AREA	2,336 S.F.	100 NET	23				
TOTAL	2,336 S.F.		23	2	3.45 IN	2	108IN

CODE ANALYSIS

BUILDING CODE	IBC 2006 NFPA 101 2003
USE GROUP	(B)BUSINESS
TYPE OF CONSTRUCTION	3B
HEIGHT/NO. OF STORIES	1
FULLY SUPPRESSED (SPRINKLERED)	YES
SQUARE FOOTAGE	2,336 SQ. FT.
CLASSIFICATION OF HAZARD	ORDINARY (NFPA)
MAXIMUM DISTANCE TO EXIT (SPRINKLERED)	250 FT. (IBC) 200 FT. (NFPA)

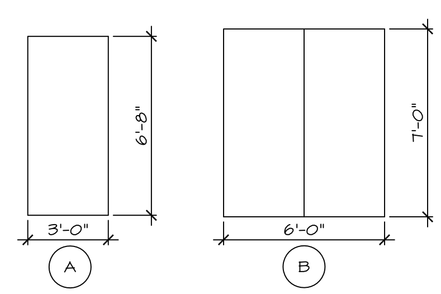

5 A-1 DOOR TYPES
SCALE: N.T.S.

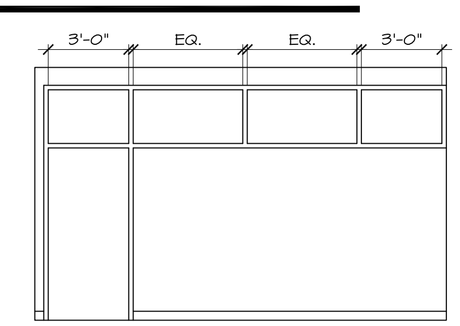

6 A-1 OFFICE WALL ELEV. (OPTIONAL)
SCALE: N.T.S.

GENERAL NOTES

1. ALL CONTRACTORS SHALL BE LICENSED WITH THE CITY OF NEWARK.
2. CONTRACTOR SHALL ACQUIRE CERTIFICATE OF OCCUPANCY.
3. SEPARATE PERMITS SHALL BE ACQUIRED FOR PLUMBING, HVAC, ELECTRIC, FIRE PROTECTION, ETC..
4. EXIT SIGNS SHALL BE INSTALLED AS PER SECTION 1011 (IBC 2006) - SEE PLAN 1/A-2 FOR REFERENCE.
5. MEANS OF EGRESS LIGHTING SHALL BE INSTALLED AS PER SECTION 1006 (IBC 2006) SEE PLAN 1/A-2 FOR REFERENCE.
6. FIRE EXTINGUISHERS SHALL BE INSTALLED AND LOCATED AS PER THE FIRE MARSHALL'S REQUIREMENTS AND AS PER NFPA 10 (PORTABLE FIRE EXTINGUISHERS.)
7. THROUGH PENETRATION PROTECTION SYSTEMS SHALL COMPLY WITH SECTION 712 (IBC 2006). CONTRACTOR OR MEP ENGINEER SHALL SUBMIT SYSTEM TO BUILDING DEPARTMENT FOR REVIEW.

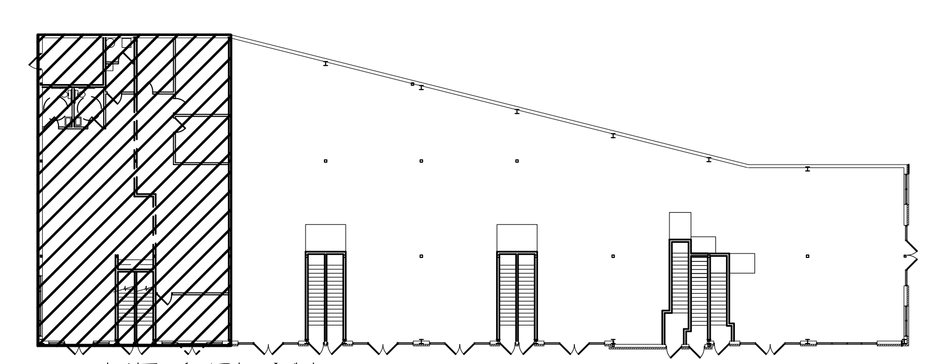

KEY PLAN

REVISIONS:

D C I
ARCHITECTS · DESIGN COLLABORATIVE, INC.
1211 DELAWARE AVE.
WILMINGTON, DE 19806
(302) 652-4221 FAX (302) 655-0397

THE CONTRACTOR IS RESPONSIBLE FOR CONFIRMING AND CORRELATING ALL QUANTITIES AND DIMENSIONS. CONTRACTOR SHALL, UPON DISCOVERY, IMMEDIATELY NOTIFY ARCHITECT OF ANY DISCREPANCIES. THE CONTRACTOR IS RESPONSIBLE FOR SELECTING FABRICATION PROCESSES AND TECHNIQUES OF CONSTRUCTION, COORDINATING HIS WORK WITH THAT OF ALL OTHER TRADES AND PERFORMING HIS WORK IN A SAFE, SATISFACTORY AND WORKMANLIKE MANNER. CONTRACTOR AND SUBS SHALL BE AWARE OF ALL ON-SITE CONDITIONS PRIOR TO SUBMITTAL OF BIDS.

PROJECT TITLE:
MILLYARD SUITE 108
108 ELKTON ROAD
LANG DEVELOPMENT GROUP
NEWARK, DELAWARE
19713

SHEET TITLE:
PROPOSED FLOOR PLAN
REFLECTED CEILING PLAN
SCHEDULES
CODE ANALYSIS
DETAILS
PARTITION TYPES
OCCUPANT LOAD

PROJECT NO. 0902.08
DATE: JUNE 15, 2010
SCALE: AS NOTED
DRAWN BY: MRD
DRAWING NO. A-1