



Research Triangle Park,
North Carolina

HUB

RTP



Mia Blvd
Exit 3/4
Exit 281

Davis DR
Exit 280
↓

High tech meets **the great outdoors**



- Workspace
- Hotel
- Restaurant & Retail
- Greenspace
- Apartments

CAN'T FIND WHAT YOU NEED? WE'LL CREATE IT.

Build-to-suit up to 1 million square feet of Class A workspace, nestled in 13+ acres of conserved green space with streamside trails, experiential food and beverage, and modern apartment living all just steps away. It's all custom tailored to your needs - down to the total square footage.

Developers:



Office



Retail



Multi-family

Forever Groundbreaking



WHAT WORKS FOR YOU WORKS FOR US.

Let's work together to turn your vision into a reality and customize a building that meets your unique workplace needs. Increased creativity and productivity, enhanced wellness. Win, Win.

BLUE SKY THINKING, GREENSPACE LIVING.

We believe in pulling the outside in. Enjoy Carolina blue skies with open-air amenities, 20+ miles of trails, and lush nature to promote wellness, inspiration and workplace productivity.

1M SF OFFICE

75K RETAIL

425 HOTEL ROOMS

1200 MULTI-FAMILY
UNITS

13+ ACRES OF
GREENSPACE



If it's Innovative, **it's Here**

Forever Growing Learning Advancing



In the **Heart** of
North Carolina's
Research Triangle

 UNC / Chapel Hill

 Duke / Durham



 RDU Airport

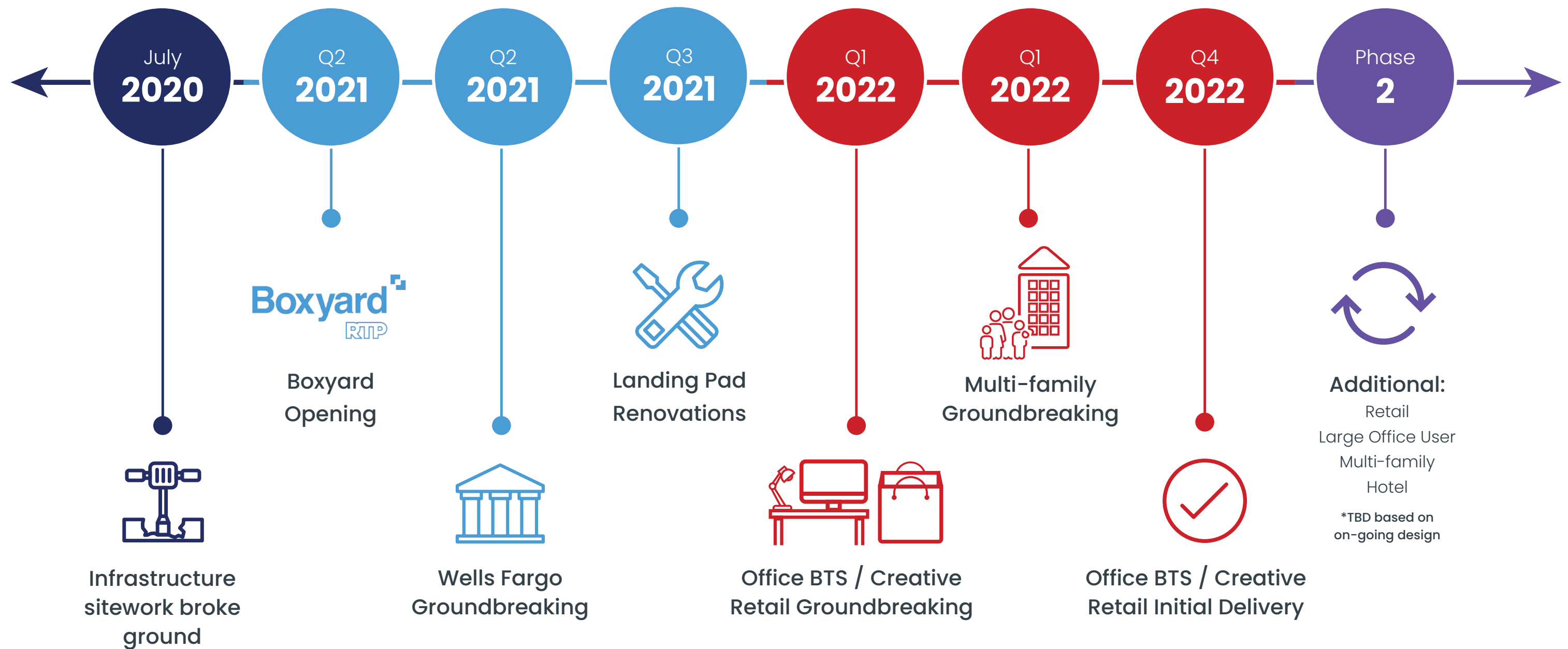
 NC State / Raleigh

Distance to HUB RTP (mi.):

- 6** - RDU Airport
- 8** - Duke / Durham
- 12** - UNC / Chapel Hill
- 16** - NC State / Raleigh

Work. Live. Thrive

Development + Construction Timeline




KDC is the **Office Developer** for Hub RTP

KDC is a leading national real estate development and investing company.


IN THE PAST 30 YEARS

- 147 commercial projects
- 37 million square feet
- \$9 billion developed

THE MOTIVATION



Density & Efficiency



Regional Consolidation



Cost Reduction & Talent Access

EMPLOYEE EXPERIENCE

Access to on-site and walkable state of the art amenities

Employee attraction and retention

Quality of life focus and on-site state of the art amenities



JPMorganChase

Plano, TX

1.5M s.f.

10,000 employees



State Farm

Atlanta, GA

1.8M s.f.

8,500 employees




CREDIT SUISSE

RTP, NC
(Research Triangle Park)

410K s.f.

3,600 employees



FOR MORE INFORMATION:
hubrtpoffice@am.jll.com

[view video](#)

hub.rtp.org