

INNOVATIVE RETAIL SPACE IN
MANAGEMENT BUSY RETAIL
INC CORRIDOR



Opportunistic Retail Space Available
Available Space: 8,700 SF | \$12,500/MO Gross
309 SGT PAUL HUFF PKWY NW, CLEVELAND , TN 37312



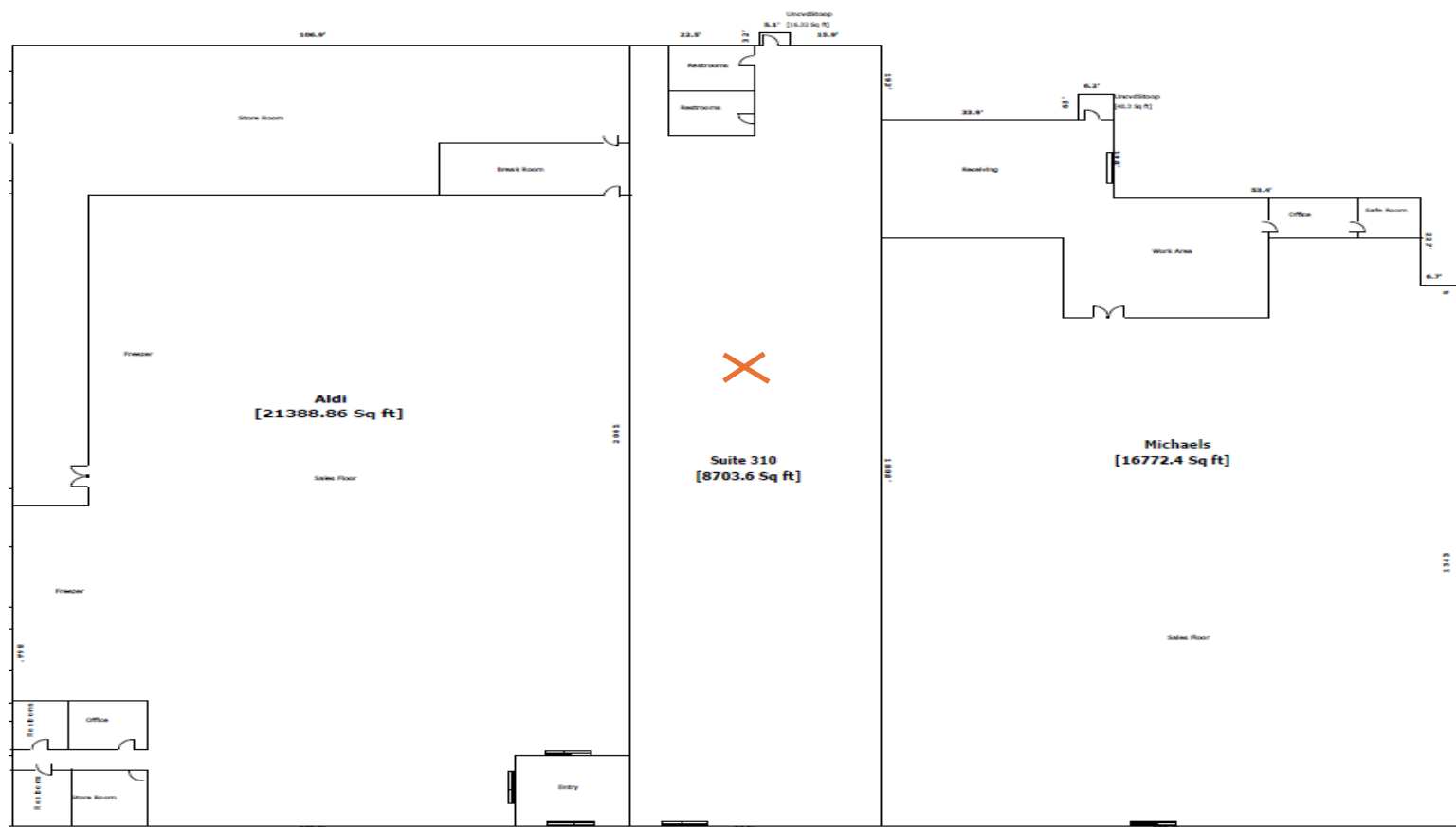
Innovative
Management
Inc.

Noah Frazier
Cell: (423) 486-0667
noah@innovativemgnt.com

Saurin Patel
Cell: (423) 486-0667
saurin@innovativemgnt.com

Opportunistic Retail Space Available
Available Space: 8,700 SF | \$12,500/MO Gross
309 SGT PAUL HUFF PKWY NW, CLEVELAND , TN 37312

FLOOR PLAN



Innovative
Management
Inc.

Noah Frazier
Cell: (423) 486-0667
noah@innovativemgnt.com

Saurin Patel
Cell: (423) 486-0667
saurin@innovativemgnt.com

Opportunistic Retail Space Available
Available Space: 8,700 SF | \$12,500/MO Gross
309 SGT PAUL HUFF PKWY NW, CLEVELAND , TN 37312





Innovative
Management
Inc.

Noah Frazier
Cell: (423) 486-0667
noah@innovativemgnt.com

Saurin Patel
Cell: (423) 486-0667
saurin@innovativemgnt.com

Opportunistic Retail Space Available
Available Space: 8,700 SF | \$12,500/MO Gross
309 SGT PAUL HUFF PKWY NW, CLEVELAND , TN 37312



Innovative
Management
Inc.

Noah Frazier
Cell: (423) 486-0667
noah@innovativemgnt.com

Saurin Patel
Cell: (423) 486-0667
saurin@innovativemgnt.com

Opportunistic Retail Space Available

Available Space: 8,700 SF | \$12,500/MO Gross
 309 SGT PAUL HUFF PKWY NW, CLEVELAND , TN 37312

DEMOGRAPHICS

	1 MILE	3 MILE	5 MILE
POPULATION			
2025 POPULATION	4,797	38,300	68,303
2030 PROJECTED	4,922	39,717	70,649
MEDIAN AGE	41	39	39
HOUSEHOLD CHARACTERISTICS			
2025 HOUSEHOLDS	1,881	15,081	26,664
2030 PROJECTED	1,931	15,553	27,544
INCOME CHARACTERISTICS			
AVERAGE HH INCOME 2025	\$92,500	\$83,600	\$80,800
AVERAGE PROJECTED HH INCOME 2030	\$104,200	\$91,700	\$88,700

Radius Rings Trade Consumer Spend

Consumer Spending	1 Mile		3 Miles		5 Miles	
	Current Year	2030 Forecast	Current Year	2030 Forecast	Current Year	2030 Forecast
Total Retail	\$48,671k	\$52,322k (+7.5%)	\$257,294k	\$277,828k (+8.0%)	\$520,250k	\$561,922k (+8.0%)
Food	\$8,784k	\$9,391k (+6.9%)	\$46,217k	\$49,638k (+7.4%)	\$93,483k	\$100,370k (+7.4%)
Alcohol	\$666k	\$722k (+8.5%)	\$3,466k	\$3,769k (+8.7%)	\$6,711k	\$7,285k (+8.6%)
Housing	\$21,821k	\$23,556k (+8.0%)	\$115,689k	\$125,469k (+8.5%)	\$234,121k	\$254,037k (+8.5%)
Apparel	\$1,963k	\$2,121k (+8.0%)	\$10,410k	\$11,319k (+8.7%)	\$21,142k	\$22,976k (+8.7%)
Transportation	\$11,424k	\$12,261k (+7.3%)	\$59,563k	\$64,334k (+8.0%)	\$119,246k	\$128,716k (+7.9%)
Health	\$5,665k	\$6,077k (+7.3%)	\$28,117k	\$30,312k (+7.8%)	\$54,812k	\$59,335k (+8.3%)
Entertainment	\$3,254k	\$3,495k (+7.4%)	\$16,834k	\$18,144k (+7.8%)	\$33,095k	\$35,641k (+7.7%)
Personal Care	\$867k	\$935k (+7.8%)	\$4,502k	\$4,897k (+8.8%)	\$8,964k	\$9,759k (+8.9%)



Innovative
 Management
 Inc.

Noah Frazier
 Cell: (423) 486-0667
noah@innovativemgmt.com

Saurin Patel
 Cell: (423) 486-0667
saurin@innovativemgmt.com