

SOUTHEAST CROSSING

364,529 SF INDUSTRIAL DEVELOPMENT

7200 & 7400 BURLESON ROAD, AUSTIN, TX 78744



For More Information Contact:

Sam Owen
sowen@streamrealty.com
T: 512.481.3030 | M: 214.356.4433

Claudia Taylor
claudia.taylor@streamrealty.com
T: 512.481.3021 | M: 512.694.7812



SOUTHEAST CROSSING

7200 & 7400 BURLESON ROAD, AUSTIN, TX 78744



SITE PLAN

7400 Burleson Rd

Building 1

157,251 SF
3,007 SF Spec Suite
Rear Load Configuration

Building 2

76,530 SF
2,850 SF Spec Suite
Rear Load Configuration

7200 Burleson Rd

Building 1

45,156 SF
2,626 SF Spec Suite
Rear Load Configuration

Building 2

39,753 SF
2,627 SF Spec Suite
Rear Load Configuration

Building 3

20,425 SF
1,622 SF Spec Suite
Rear Load Configuration

Building 4

27,285 SF
1,622 SF Spec Suite
Cross-Dock Configuration



PROJECT HIGHLIGHTS

364,529 SF

Development

120'-190'

Building Depth

24'-36'

Clear Height

1.5/1,000

Parking Ratio

SOUTHEAST CROSSING

7200 & 7400 BURLESON ROAD, AUSTIN, TX 78744



DRIVE TIMES

 **3 MIN**
HWY 183

 **10 MIN**
HWY 130

 **3 MIN**
HWY 71

 **10 MIN**
IH 35

 **7 MIN**
AUSTIN BERGSTROM
INTERNATIONAL AIRPORT

NEARBY CITIES

Austin CBD

8.4 Miles

San Marcos

28 Miles

San Antonio

78 Miles

Houston

160 Miles

Dallas

202 Miles

SOUTHEAST CROSSING

7200 & 7400 BURLESON ROAD, AUSTIN, TX 78744



For More Information Contact:

Sam Owen

sowen@streamrealty.com

T: 512.481.3030 | M: 214.356.4433

Claudia Taylor

claudia.taylor@streamrealty.com

T. 512.481.3021 | M. 512.694.7812

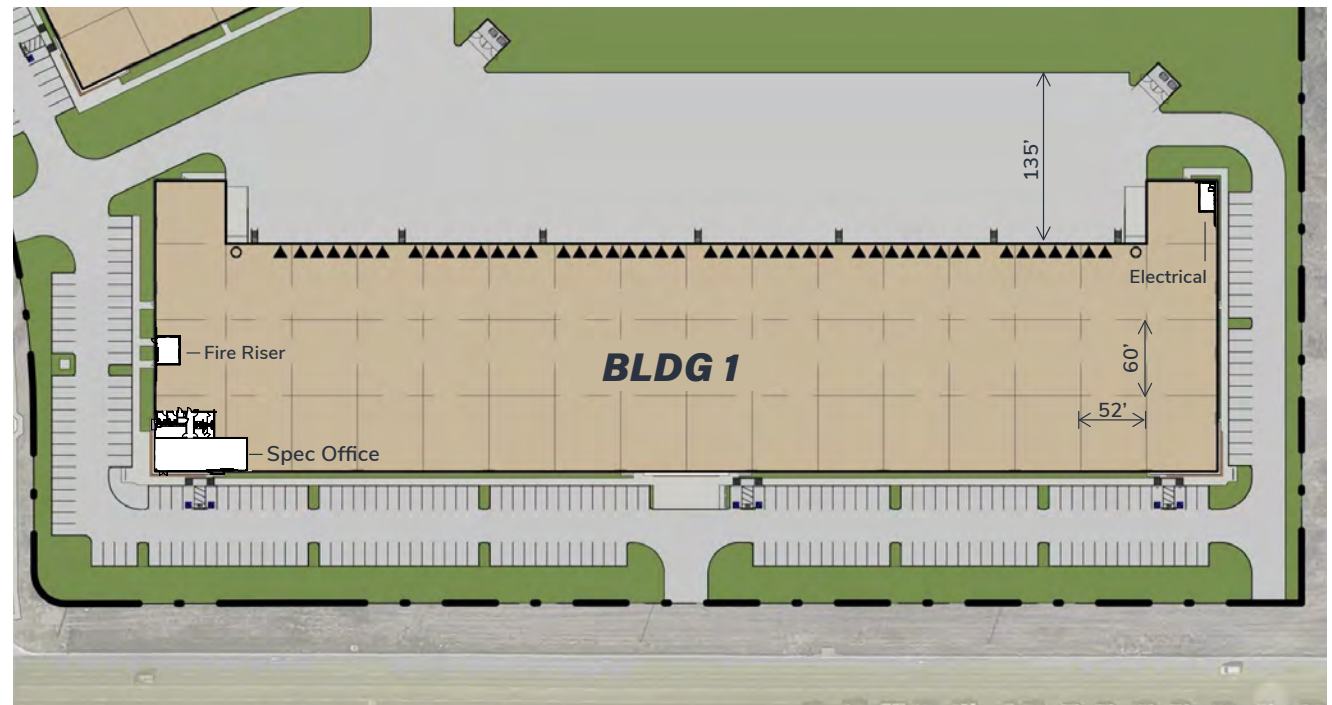
SOUTHEAST CROSSING

7400 BURLESON ROAD, AUSTIN, TX 78744



BUILDING 1

TOTAL SF	157,251 SF
SPEC OFFICE	3,007 SF
CLEAR HEIGHT	36'
LOADING	Rear Load
DOCK DOORS	46 Dock-High
RAMPS	2
TYPICAL COLUMN SPACING	52' X 60' Deep
CAR PARKING	212 Stalls
BUILDING DEPTH	180'
TRUCK COURT DEPTH	135'
POWER	277/480V
SPRINKLERS	ESFR



For More Information Contact:

Sam Owen

sowen@streamrealty.com

T: 512.481.3030 | M: 214.356.4433

Claudia Taylor

claudia.taylor@streamrealty.com

T: 512.481.3021 | M: 512.694.7812

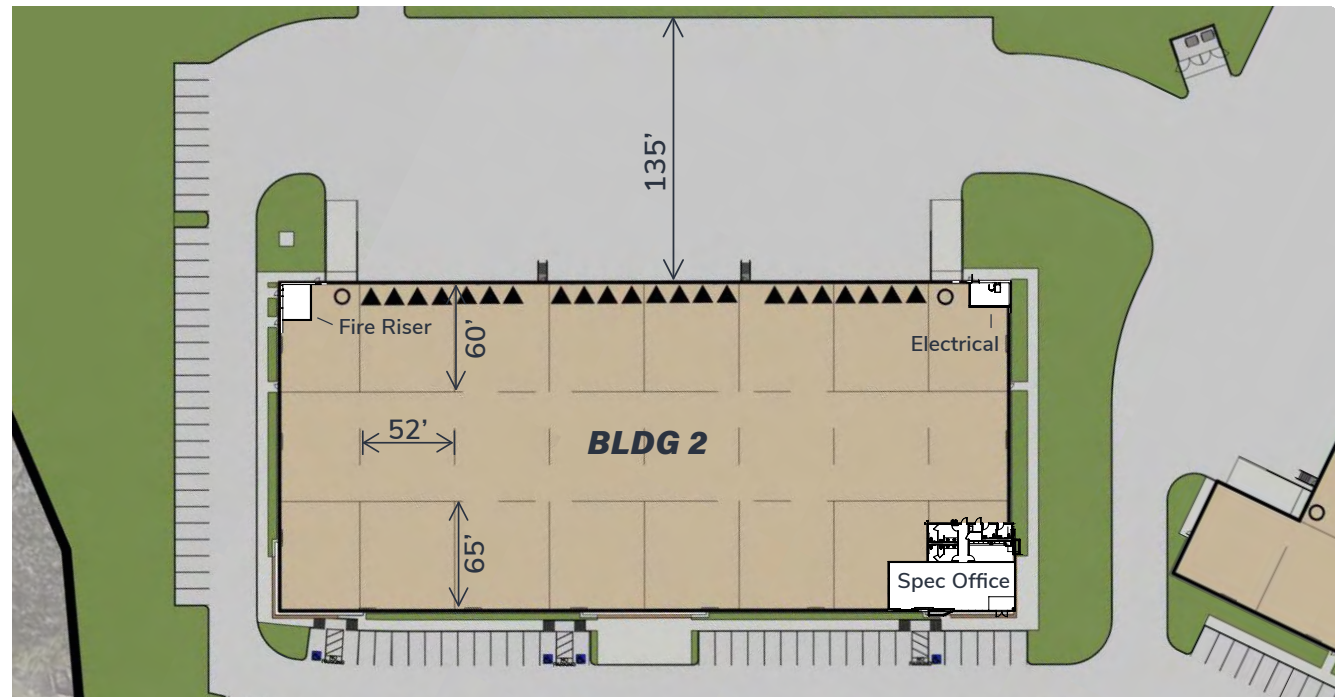
SOUTHEAST CROSSING

7400 BURLESON ROAD, AUSTIN, TX 78744



BUILDING 2

TOTAL SF	76,530 SF
SPEC OFFICE	2,850 SF
CLEAR HEIGHT	32'
LOADING	Rear Load
DOCK DOORS	22 Dock-High
RAMPS	2
TYPICAL COLUMN SPACING	52' X 65' Deep
CAR PARKING	95 Stalls
BUILDING DEPTH	190'
TRUCK COURT DEPTH	135'
POWER	277/480V
SPRINKLERS	ESFR



For More Information Contact:

Sam Owen

sowen@streamrealty.com

T: 512.481.3030 | M: 214.356.4433

Claudia Taylor

claudia.taylor@streamrealty.com

T: 512.481.3021 | M: 512.694.7812

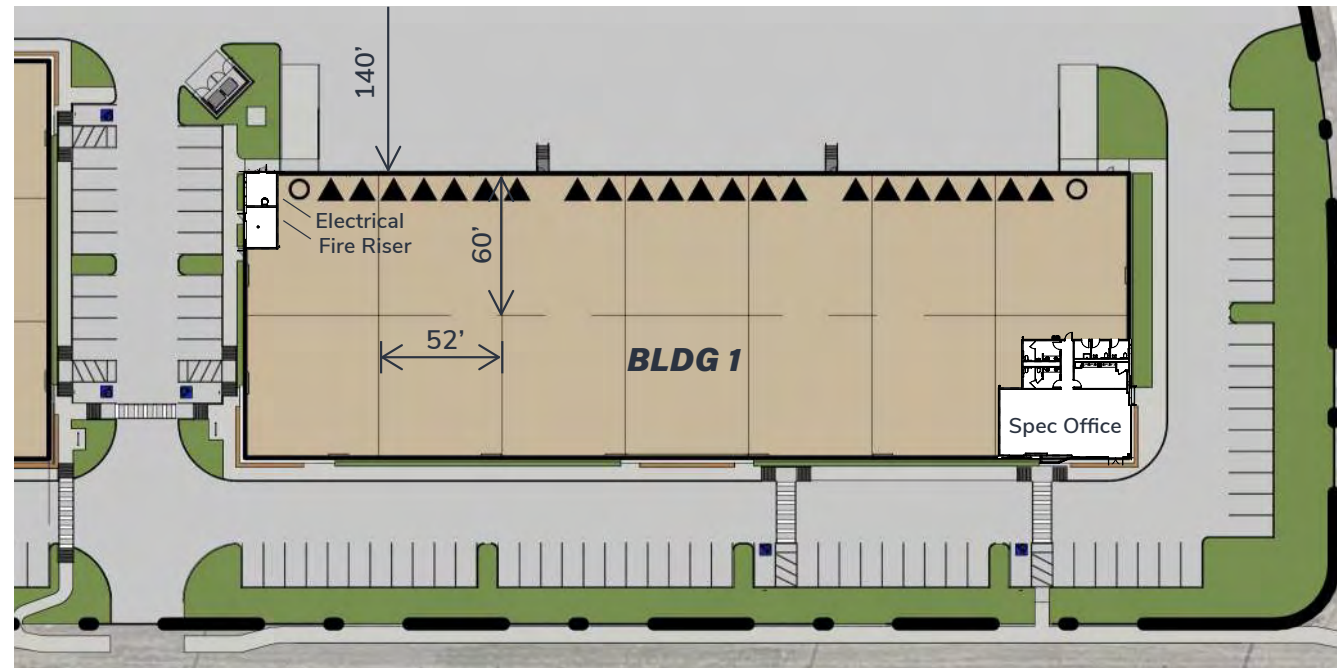
SOUTHEAST CROSSING

7200 BURLESON ROAD, AUSTIN, TX 78744



BUILDING 1

TOTAL SF	45,156 SF
SPEC OFFICE	2,626 SF
CLEAR HEIGHT	28'
LOADING	Rear Load
DOCK DOORS	22 Dock-High
RAMPS	2
TYPICAL COLUMN SPACING	52' X 60' Deep
CAR PARKING	70 Stalls
BUILDING DEPTH	120'
TRUCK COURT DEPTH	140' Shared
POWER	277/480V
SPRINKLERS	ESFR



For More Information Contact:

Sam Owen

sowen@streamrealty.com

T: 512.481.3030 | M: 214.356.4433

Claudia Taylor

claudia.taylor@streamrealty.com

T: 512.481.3021 | M: 512.694.7812

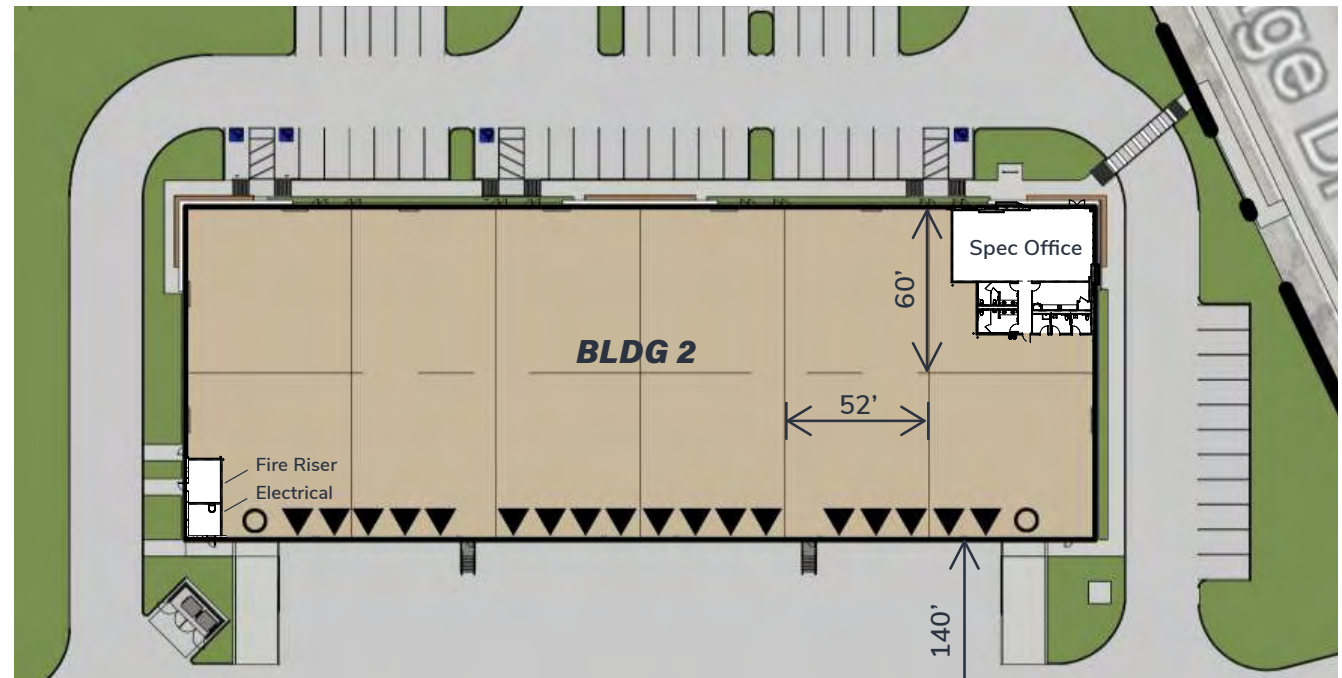
SOUTHEAST CROSSING

7200 BURLESON ROAD, AUSTIN, TX 78744



BUILDING 2

TOTAL SF	39,753 SF
SPEC OFFICE	2,627 SF
CLEAR HEIGHT	28'
LOADING	Rear Load
DOCK DOORS	18 Dock-High
RAMPS	2
TYPICAL COLUMN SPACING	52' X 60' Deep
CAR PARKING	69 Stalls
BUILDING DEPTH	120'
TRUCK COURT DEPTH	140' Shared
POWER	277/480V
SPRINKLERS	ESFR



For More Information Contact:

Sam Owen

sowen@streamrealty.com

T: 512.481.3030 | M: 214.356.4433

Claudia Taylor

claudia.taylor@streamrealty.com

T: 512.481.3021 | M: 512.694.7812

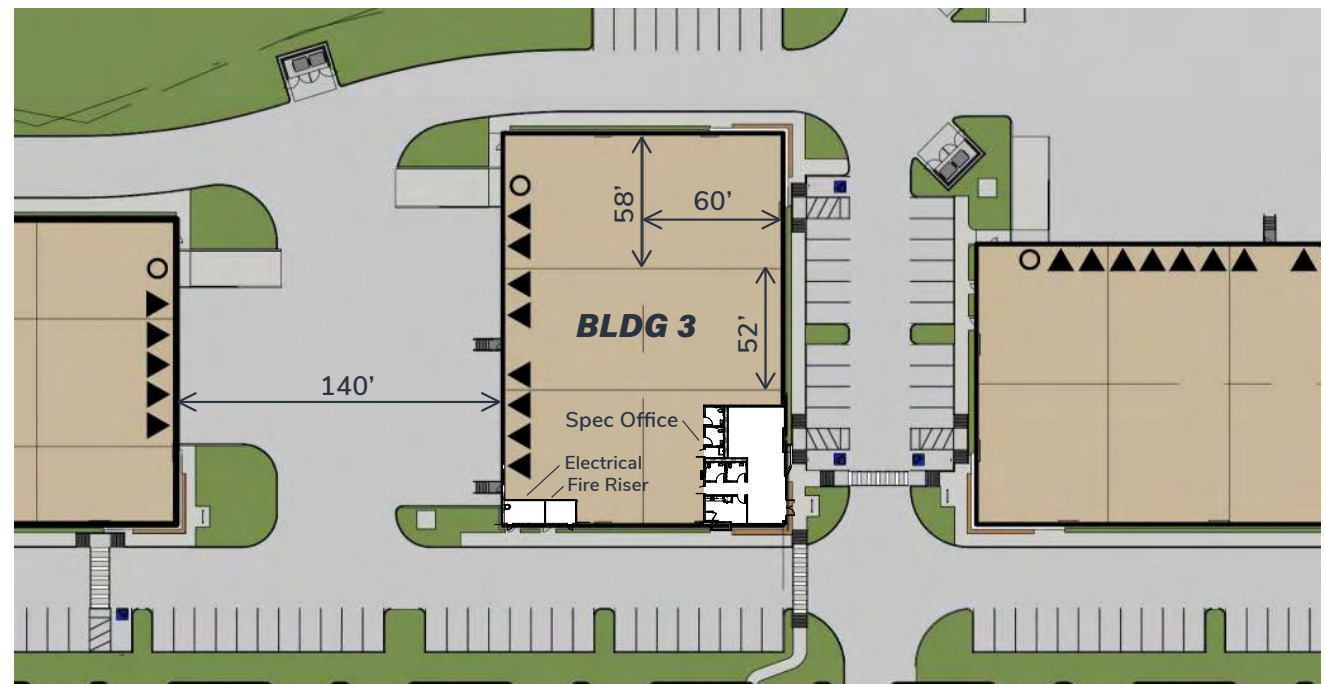
SOUTHEAST CROSSING

7200 BURLESON ROAD, AUSTIN, TX 78744



BUILDING 3

TOTAL SF	20,425 SF
SPEC OFFICE	1,622 SF
CLEAR HEIGHT	24'
LOADING	Rear Load
DOCK DOORS	8 Dock-High
RAMP	1
TYPICAL COLUMN SPACING	58' X 60' Deep
CAR PARKING	36 Stalls
BUILDING DEPTH	120'
TRUCK COURT DEPTH	140' Shared
POWER	277/480V
SPRINKLERS	ESFR



For More Information Contact:

Sam Owen

sowen@streamrealty.com

T: 512.481.3030 | M: 214.356.4433

Claudia Taylor

claudia.taylor@streamrealty.com

T: 512.481.3021 | M: 512.694.7812

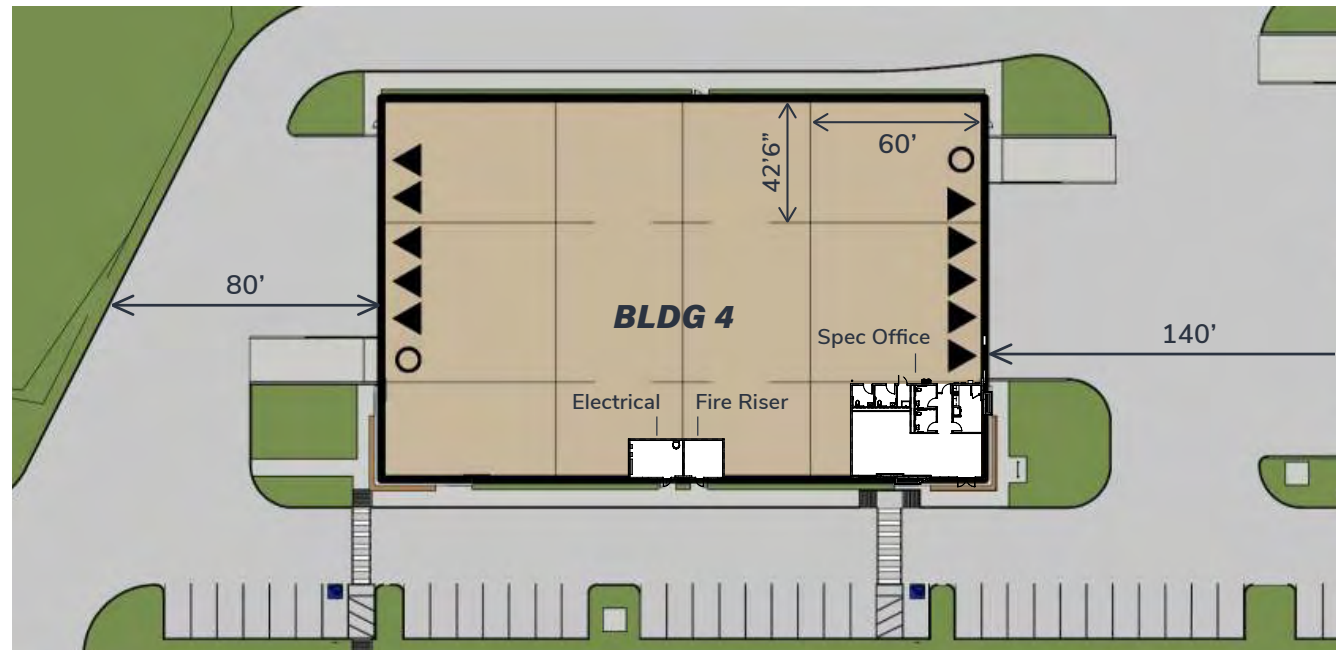
SOUTHEAST CROSSING

7200 BURLESON ROAD, AUSTIN, TX 78744



BUILDING 4

TOTAL SF	27,285 SF
SPEC OFFICE	1,622 SF
CLEAR HEIGHT	24'
LOADING	Cross Dock
DOCK DOORS	10 Dock-High
RAMPS	2
TYPICAL COLUMN SPACING	42'6" X 60' Deep
CAR PARKING	51 Stalls
BUILDING DEPTH	130' 6"
TRUCK COURT DEPTH	80-140' Shared
POWER	277/480V
SPRINKLERS	ESFR



For More Information Contact:

Sam Owen

sowen@streamrealty.com

T: 512.481.3030 | M: 214.356.4433

Claudia Taylor

claudia.taylor@streamrealty.com

T: 512.481.3021 | M: 512.694.7812

SOUTHEAST CROSSING

364,529 SF INDUSTRIAL DEVELOPMENT

7200 & 7400 BURLESON ROAD, AUSTIN, TX 78744



For More Information:

Sam Owen

sowen@streamrealty.com

T: 512.481.3030 | M: 214.356.443

Claudia Taylor

claudia.taylor@streamrealty.com

T. 512.481.3021 | M. 512.694.7812