

# MIDWAY DISTRIBUTION CENTER

MINNEAPOLIS  
ST. PAUL

2085 Ellis Ave  
St. Paul, MN



FOR LEASE

100,177 SF



LEASED BY





## PROPERTY HIGHLIGHTS

Location	2085 Ellis Ave, St. Paul, MN
Building Size	260,170 SF
Year Built	1976
Available SF	2,117 SF Office (est) 98,060 SF Warehouse (est) 100,177 SF Total
Clear Height	28'

Loading 9 Dock Doors | 1 Drive-In

Parking Ample

Lease Rate Negotiable

2026 Est. CAM + Tax \$4.16 PSF Total

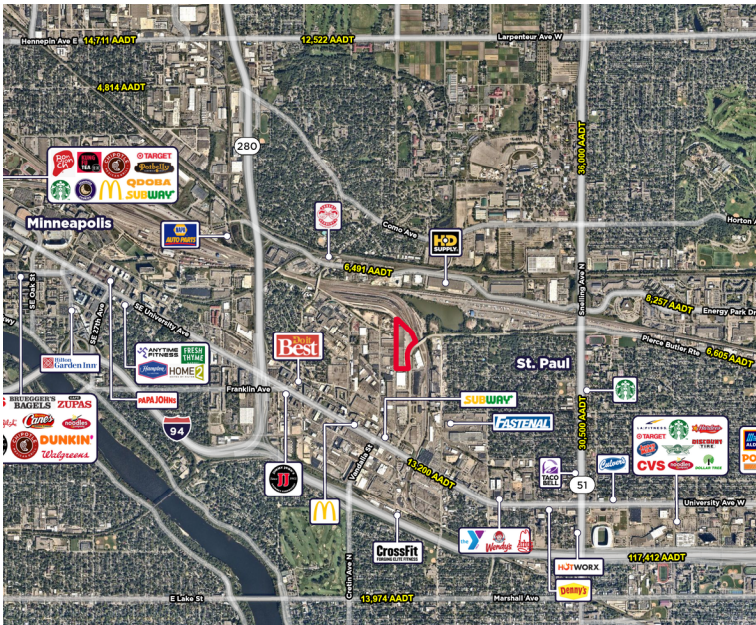
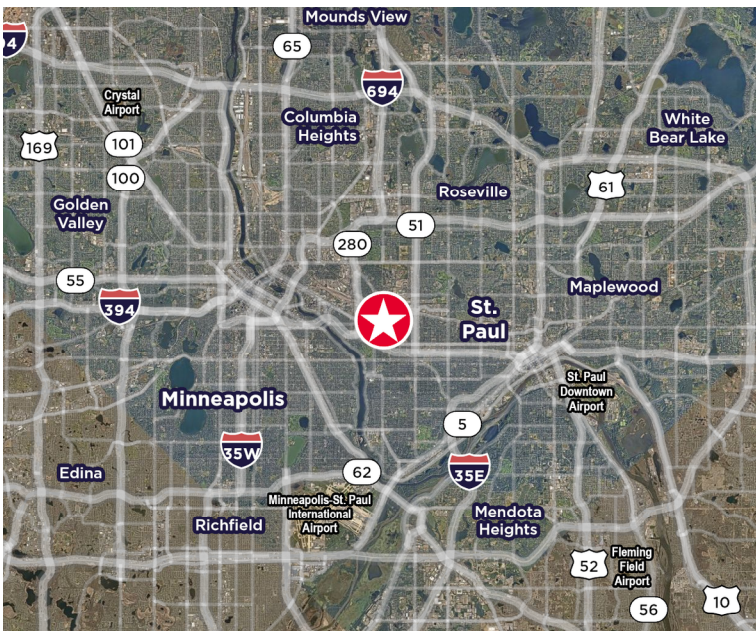
Most central warehouse location in the Twin Cities

Trailer Parking

Racking available for sale

Great access to I-94 & Hwy 28

High bay efficient warehouse



**FOR LEASE**

**±100,177 SF**

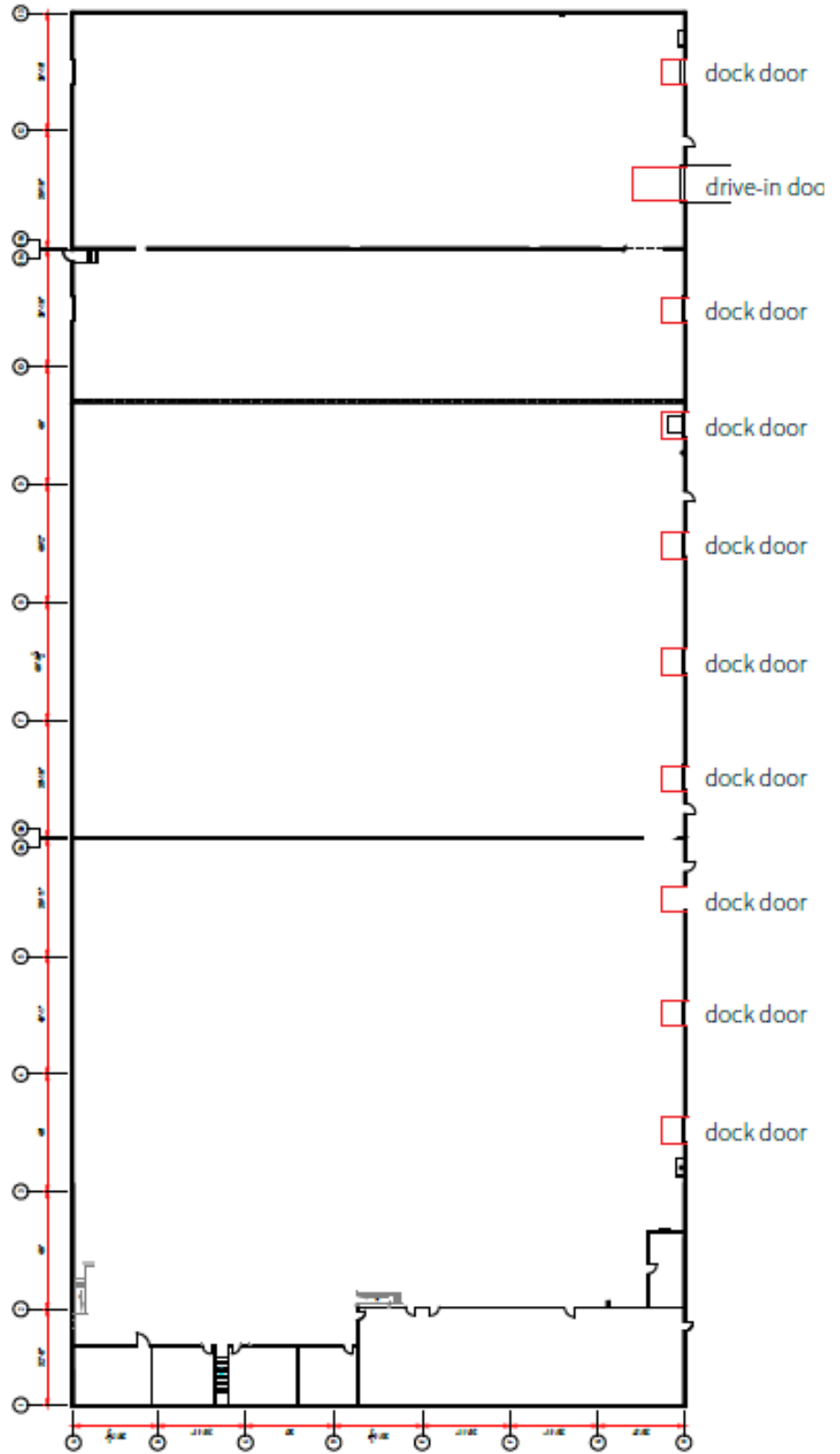
Property Photos

2085 Ellis Ave S, St. Paul, MN





Suite 2085  
2,117 SF office (est.)  
98,060 SF warehouse (est.)  
100,177 SF total  
(9) dock doors  
(1) drive-in door



# CONTACT INFORMATION

2085 Ellis Ave  
St. Paul, MN

**Todd Hanson**

todd.hanson@cushwake.com  
952 820 8737

**Jason Sell**

jason.sell@cushwake.com  
952 837 8515

**Jordan Dick**

jordan.dick@cushwake.com  
952 204 7631

**Stella Dolan**

stella.dolan@cushwake.com  
952 893 8823

This document is for informational purposes only and does not constitute an offer or acceptance of a lease. Any lease agreement must be in writing and signed by the landlord. No representations or warranties are made except as expressly stated in a signed lease. Information is provided "as is" and may be subject to errors or change without notice.



LEASED BY

