

CUBEWORK MILWAUKIE



 **LEARN
MORE**

We offer turnkey solutions, short- or long-term warehouse space, trailer parking, freight, 3pl, and private office all under one roof, with 60+ locations throughout the U.S.




AMENITIES SERVICES



- Sprinklers ESFR
- Clear Height 18' - 27'
- 1 Drive in Bays
- Column Spacing - 25' x 60'
- 18 Exterior Dock Doors
- 36 Standard Parking Spaces
- Warehouse Available: 300 SF - 100,000 SF
- Private Office Available: 200 SF - 3,000 SF
- Free Office Wi-Fi/Coffee/ and other amenities



Contact Us

 800.338.6369
 info@cubework.com
 www.cubework.com

CUBEWORK®

**6433 SE LAKE ROAD
MILWAUKIE, OR 97222**

FLOOR PLAN

SE LAKE ROAD, MILWAUKIE OR



BUILDING SPECS:

BUILDINGS

Building size: 160,338 SF

Warehouse available: 300 - 100,000 SF

Private Office available: 200 - 3,000 SF

