

FACTORIA RETAIL

1 2 8 1 6 S E 3 8 T H S T | B E L L E V U E , W A 9 8 0 0 6

12816 SE 38TH ST BELLEVUE, WA 98006



1,276 SF

RETAIL SPACE AVAILABLE

\$55.00

PER SQUARE FOOT

\$12.35

NNN PER SQUARE FOOT



153k
TOTAL
POPULATION

164k
DAYTIME
POPULATION

\$250k
AVG. HOUSEHOLD
INCOME

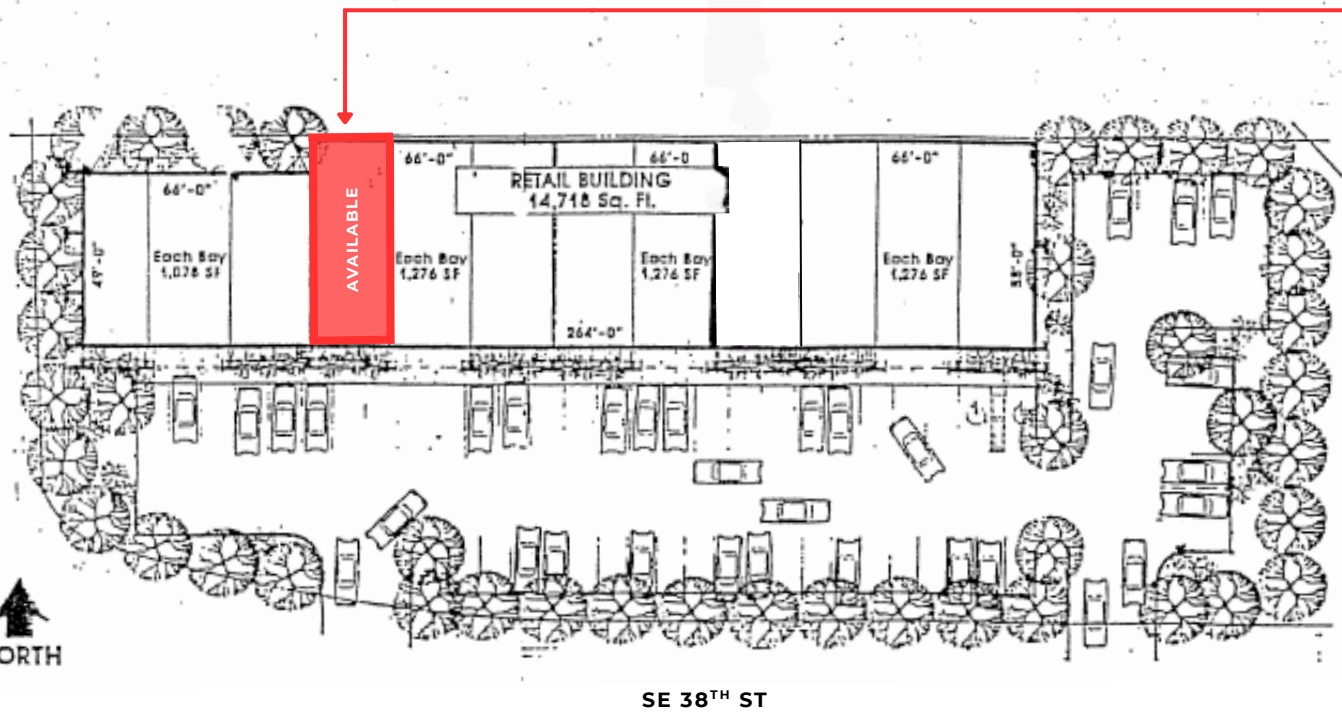
13.7k
BUSINESSES

87%
ADULTS WITH
COLLEGE EDUCATION

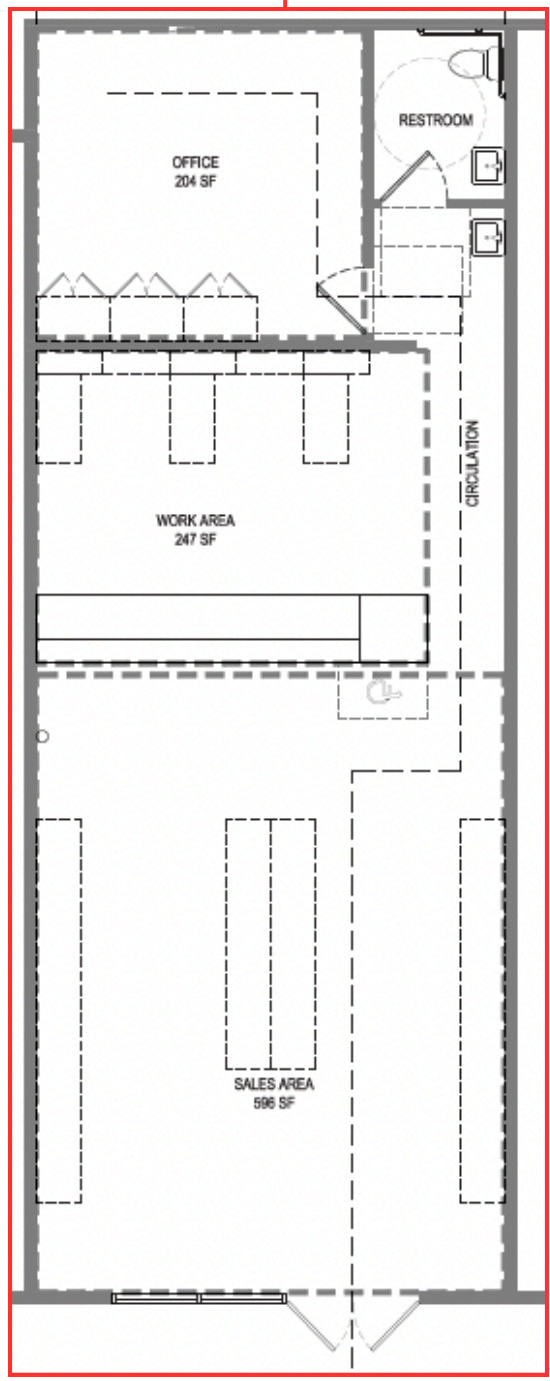
120.4k
EMPLOYEES

*2024 PROJECTIONS FOR BELLEVUE, WA. COLLECTED VIA SITESUSA

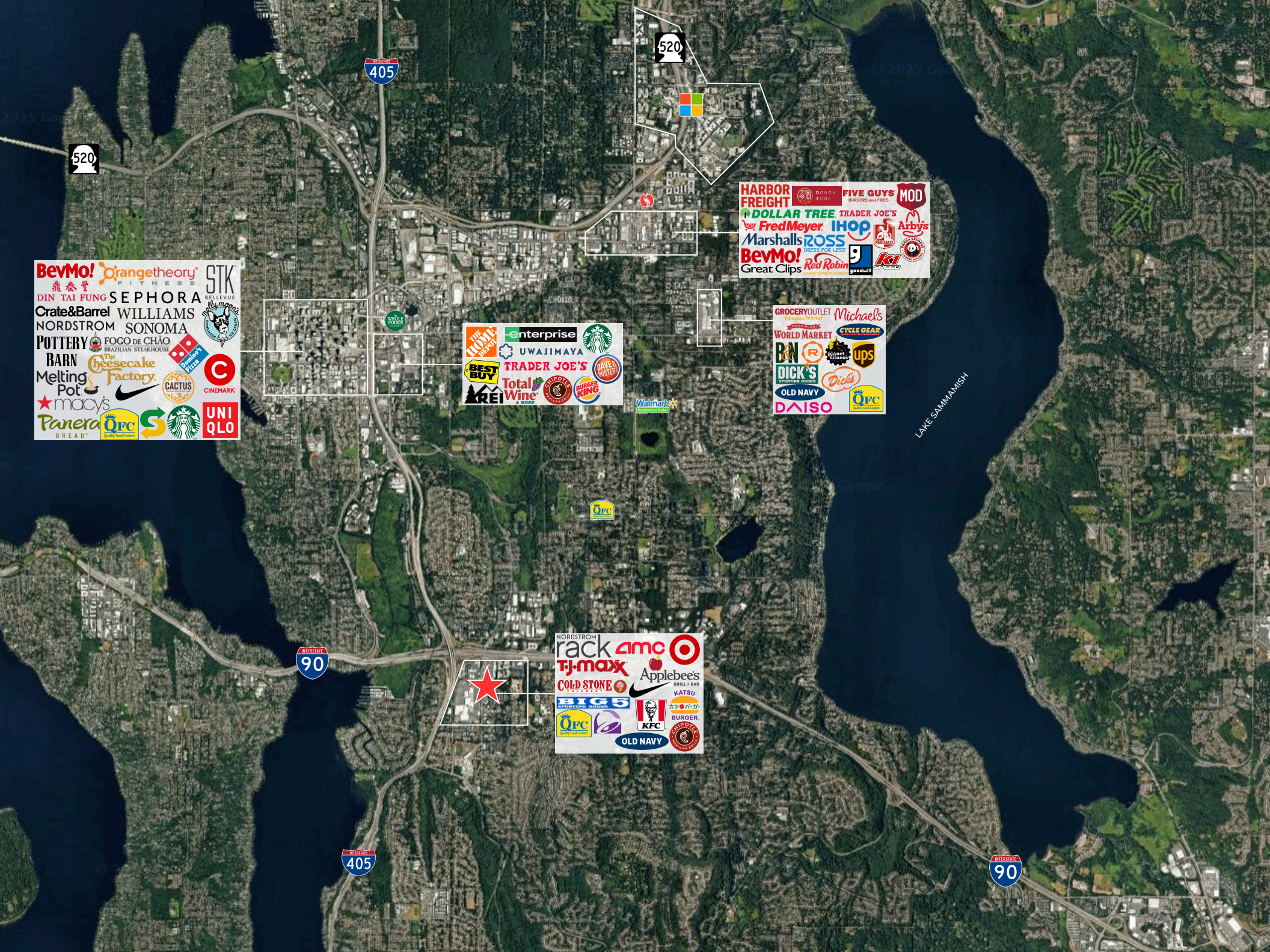
FACTORIA BLVD SE



SE 38TH ST



- Join Premier Tenants Tofu 101, Jimmy Johns, Tian Fu Bellevue, & more
- Kitty corner from The Marketplace at Factoria
- Close Proximity to T&T Supermarket, Target, Ulta, T.J. Maxx, Nordstrom Rack, Pet Supplies Plus, & more
- Close Proximity to T-Mobile Bellevue Headquarters
- Less than 15 minute drive to Bellevue Square
- Located on 22,000+ VPD Intersection
- Dedicated Retail Parking



BevMo! Orange Theory Fitness STK
 飛泰亭 DIN TAI FUNG SEPHORA BELLEVUE
 Crate & Barrel WILLIAMS-SONOMA
 NORDSTROM SONOMA
 POTTERY BARN FOGO DE CHAO
 MELTING POT The Cheesecake Factory
 Nike CACTUS CINEMARK
 macy's
 Panera Bread QFC Starbucks UNI QLO

Enterprise Starbucks
 UWAJIMAYA
 TRADER JOE'S DAVE & BUSTER'S
 Total Wine & More KING OF BURGERS

HARBOR FREIGHT FIVE GUYS MOD
 DOLLAR TREE TRADER JOE'S
 Fred Meyer IHop Arby's
 Marshalls ROSS
 BevMo! Great Clips Red Robin KFC

GROCERY OUTLET Michaels
 WORLD MARKET CYCLE GEAR
 BJ's Rite Aid UPS
 DICK'S SPORTING GOODS Old Navy Daiso QFC

NORDSTROM AMC Target
 TJ-MAXX Applebee's
 COLD STONE Creamery KATSU BAR
 BIG 5 KFC BURGER
 QFC OLD NAVY

LAKE SAMMAMISH



ADAM GREENBERG

SENIOR VICE PRESIDENT | PARTNER
ADAM@PAADVISORS.COM

425.503.1339

