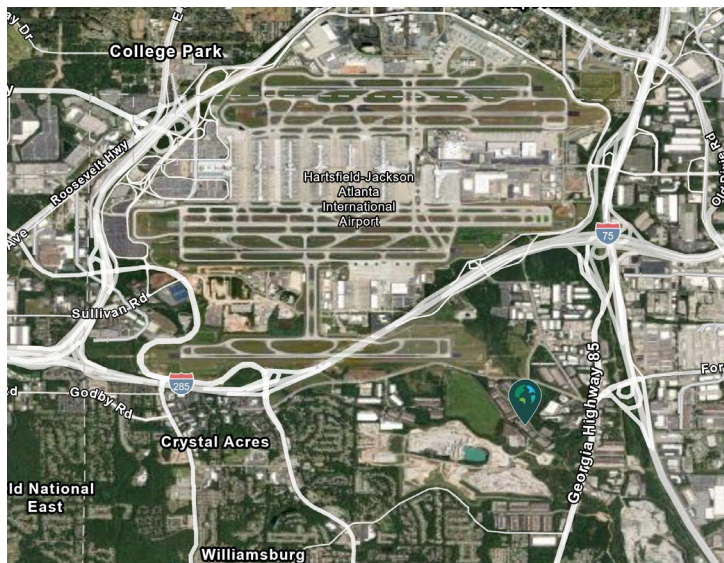


4,425 SF

650 Atlanta South Parkway, Suite 102 Atlanta, Georgia 30349

Prologis Atlanta South



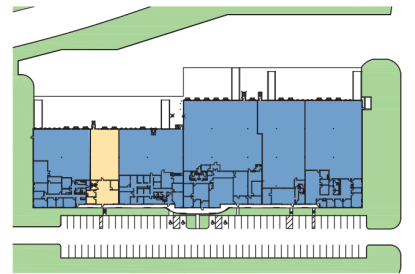
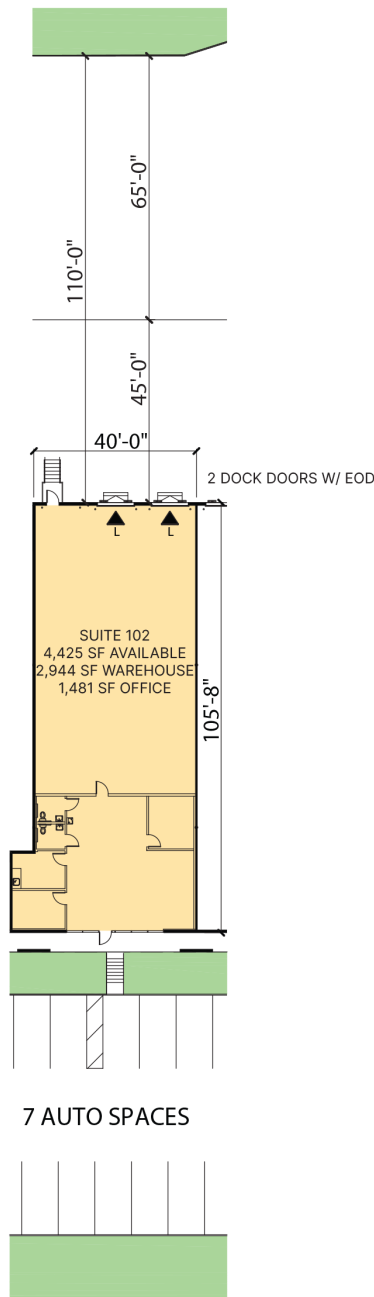
- Immediate access to Hartsfield-Jackson Atlanta International Airport (2.1 mi.)
- Convenient access to I-75 (< 1.0 mi.), I-285 (1.9 mi.), and I-85 (4.6 mi.)
- Connectivity to public transportation
- Clayton County Tier 1 Tax Incentives

Property Features

Total Building	61,521 SF
Available Space	4,425 SF
Office SF	1,481 SF
Clear Height	21'-24' minimum
Column Spacing	40' x 50' typical
Dock Doors	Two (2) w/ edge-of-dock levelers
Car Parking Spaces	Seven (7)
Electrical Service	120/208V, 200A
Lighting	LED office and warehouse



Unlock the full potential of your warehouse with one strategic, single-source partner.



KEY PLAN

LEGEND:

- ▲ DOCK DOOR
- ▲ L DOCK DOOR W/LEVELER
- ◆ DRIVE-IN DOOR
- ▲ G ON-GRADE DOOR
- ▨ EDGE OF DOCK LEVELER
- ▨ PIT LEVELER
- LAND
- LEASED AREA
- VACANT AREA



Reliant Alex McArthur
amcarthur@reliant-re.com
ph +1 404 760 7420

Reliant Mike Weinberger
mweinberger@reliant-re.com
ph +1 404 760 7183

Reliant Drew Venable
dvenable@reliant-re.com
ph +1 404 760 7186

Prologis Sarah Stafford
sstafford@prologis.com
ph +1 404 760 7214