

19TH & PINNACLE PEAK COMMERCEPLEX I

23910 N. 19TH AVENUE
PHOENIX, ARIZONA

± 302,250 SQUARE FEET IN FOUR BUILDINGS



AVAILABLE:

SUITE 8: 7,028 SF

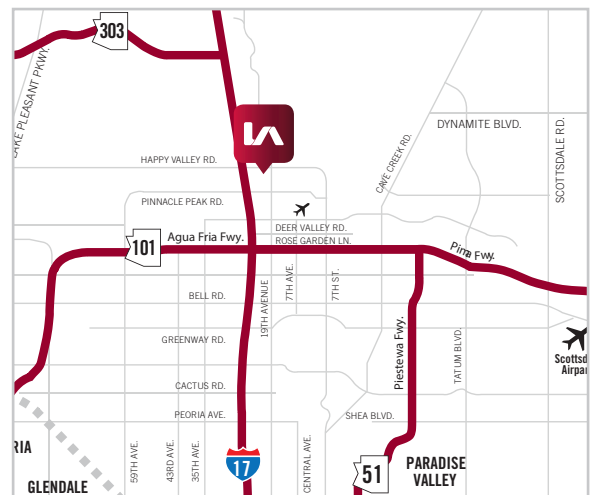
SUITE 30: 5,016 SF

SUITE 42: 8,026 SF (Available 6/1/2020)

SUITE 68: 17,421 SF

PROJECT FEATURES:

- Building 1 and 2: (20' Clear)
- Building 3 and 4: (24' Clear)
- Dock and Grade Level Loading
- Access to both the Loop 101 and I-17
- A-1 Zoning, City of Phoenix



updated 3/10/20

All information furnished regarding property for sale, rental or financing is from sources deemed reliable, but no warranty or representation is made to the accuracy thereof and same is submitted to errors, omissions, change of price, rental or other conditions prior to sale, lease or financing or withdrawal without notice. No liability of any kind is to be imposed on the broker herein.

JEFF CONRAD, SIOR
PRINCIPAL
602.954.3743
jconrad@leearizona.com

MATT HOBAICA, SIOR
PRINCIPAL
602.954.3755
mhobaica@leearizona.com

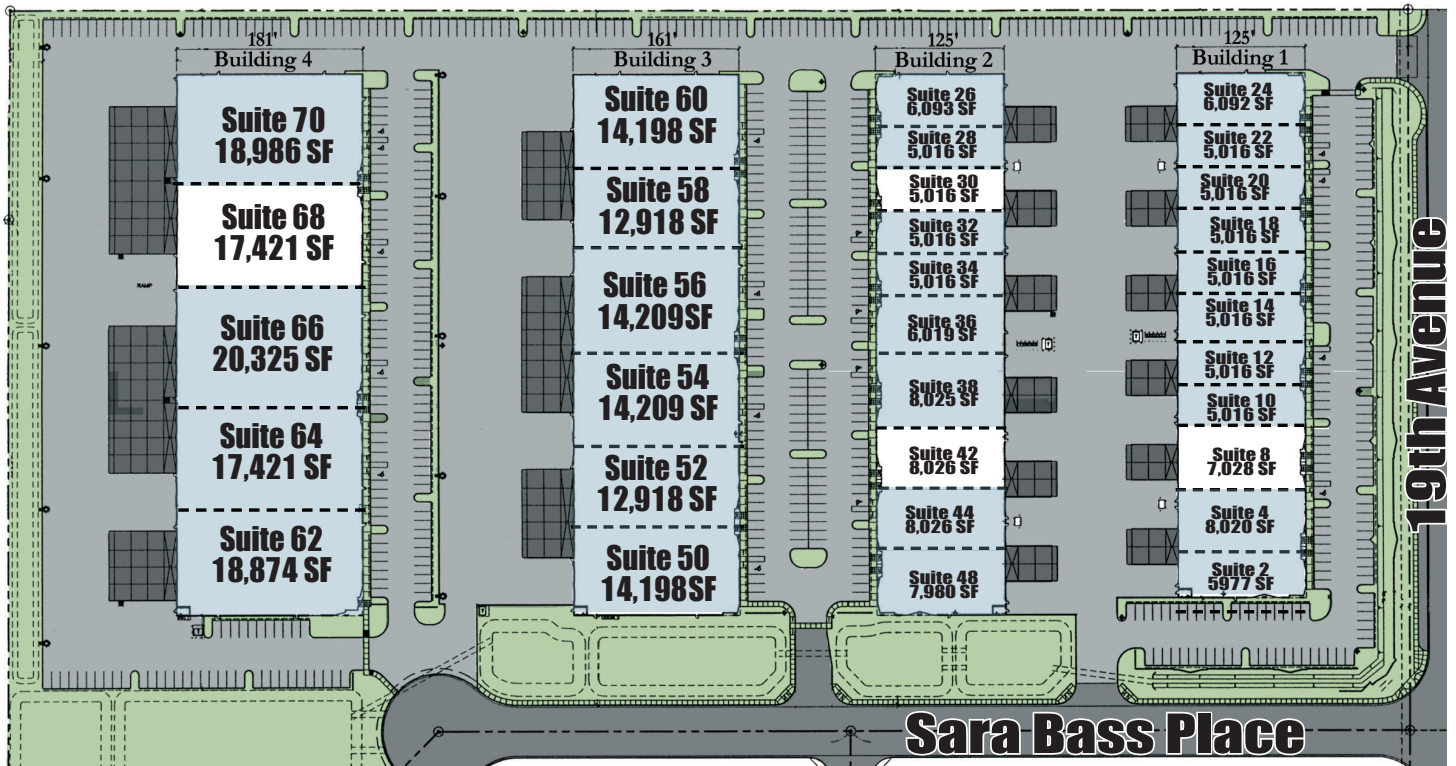
ejm
EJM DEVELOPMENT CO.
www.ejmdvelopment.com

LEE & ASSOCIATES
COMMERCIAL REAL ESTATE SERVICES

19TH & PINNACLE PEAK COMMERCEPLEX I

23910 N. 19TH AVENUE

PHOENIX, ARIZONA



All information furnished regarding property for sale, rental or financing is from sources deemed reliable, but no warranty or representation is made to the accuracy thereof and same is submitted to errors, omissions, change of price, rental or other conditions prior to sale, lease or financing or withdrawal without notice. No liability of any kind is to be imposed on the broker herein.

JEFF CONRAD, SIOR
 PRINCIPAL
 602.954.3743
jconrad@leearizona.com

MATT HOBAICA, SIOR
 PRINCIPAL
 602.954.3755
mhobaica@leearizona.com

ejm
 EJM DEVELOPMENT CO.
www.ejmdevelopment.com

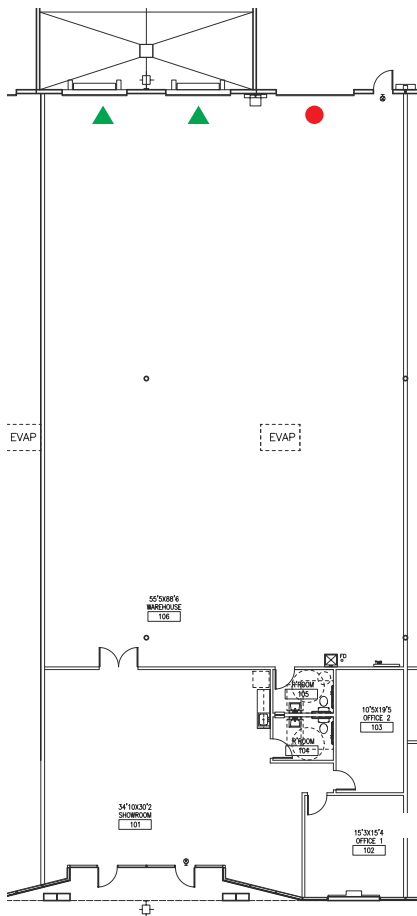
LEE & ASSOCIATES
 COMMERCIAL REAL ESTATE SERVICES

19TH & PINNACLE PEAK COMMERCEPLEX I

23910 N. 19TH AVENUE
PHOENIX, ARIZONA


SUITE 8

- 7,028 SF Bay
- 1,797 SF of Office (2 Office/Showroom/
2 Restrooms)
- 2 Dock Doors and 1 Grade Level Door
- 20' Clear Height
- A-1 Zoning
- Lease Rate \$.75 NNN



SUITE 30

- 5,016 SF Bay
- 1,303 SF of Office (4 Offices/Break
Room/Reception/2 Restrooms)
- 1 Dock Door and 1 Grade Level Door
- 20' Clear Height
- A-1 Zoning
- Lease Rate \$.72 NNN



▲ = Dock Doors ● = Grade level (12'x14')

All information furnished regarding property for sale, rental or financing is from sources deemed reliable, but no warranty or representation is made to the accuracy thereof and same is submitted to errors, omissions, change of price, rental or other conditions prior to sale, lease or financing or withdrawal without notice. No liability of any kind is to be imposed on the broker herein.

JEFF CONRAD, SIOR
PRINCIPAL
602.954.3743
jconrad@leearizona.com

MATT HOBAICA, SIOR
PRINCIPAL
602.954.3755
mhobaica@leearizona.com

ejm
EJM DEVELOPMENT CO.
www.ejmdvelopment.com


LEE & ASSOCIATES
COMMERCIAL REAL ESTATE SERVICES

19TH & PINNACLE PEAK COMMERCEPLEX I

23910 N. 19TH AVENUE
PHOENIX, ARIZONA

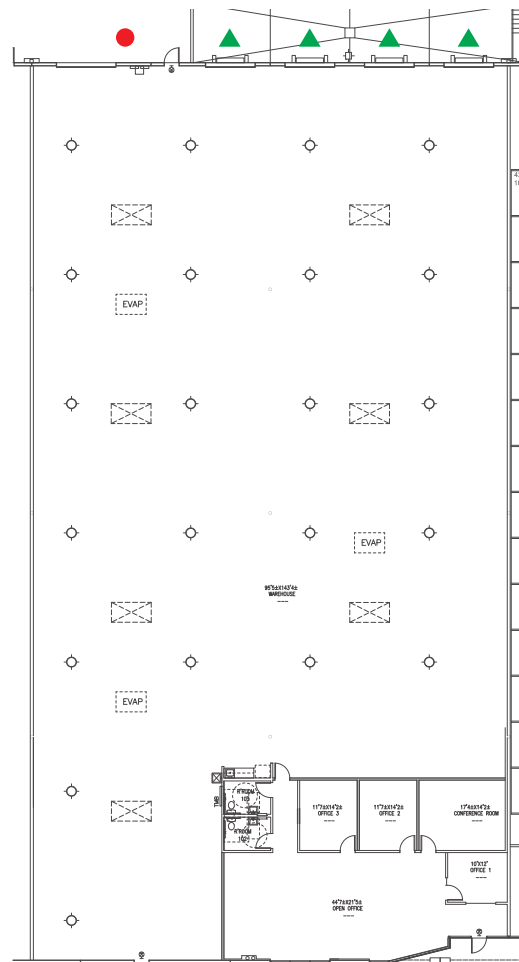
SUITE 42

- 8,026 SF Bay
- 860 SF of Office (2 Offices/
Reception/2 Restrooms)
- 1 Dock Door and 2 Grade
Level Doors
- 20' Clear Height
- A-1 Zoning
- Lease Rate \$.70 NNN



SUITE 68

- 17,421 SF Bay
- 1,982 SF of Office (Open Office/3
Offices/Conference Room/2 Restrooms)
- 4 Dock Doors and 1 Grade
Level Door
- 24' Clear Height
- A-1 Zoning
- Lease Rate \$.62 NNN



▲ = Dock Doors ● = Grade level (12'x14')

All information furnished regarding property for sale, rental or financing is from sources deemed reliable, but no warranty or representation is made to the accuracy thereof and same is submitted to errors, omissions, change of price, rental or other conditions prior to sale, lease or financing or withdrawal without notice. No liability of any kind is to be imposed on the broker herein.

JEFF CONRAD, SIOR
PRINCIPAL
602.954.3743
jconrad@leearizona.com

MATT HOBAICA, SIOR
PRINCIPAL
602.954.3755
mhobaica@leearizona.com

ejm
EJM DEVELOPMENT CO.
www.ejmdvelopment.com

LEE & ASSOCIATES
COMMERCIAL REAL ESTATE SERVICES