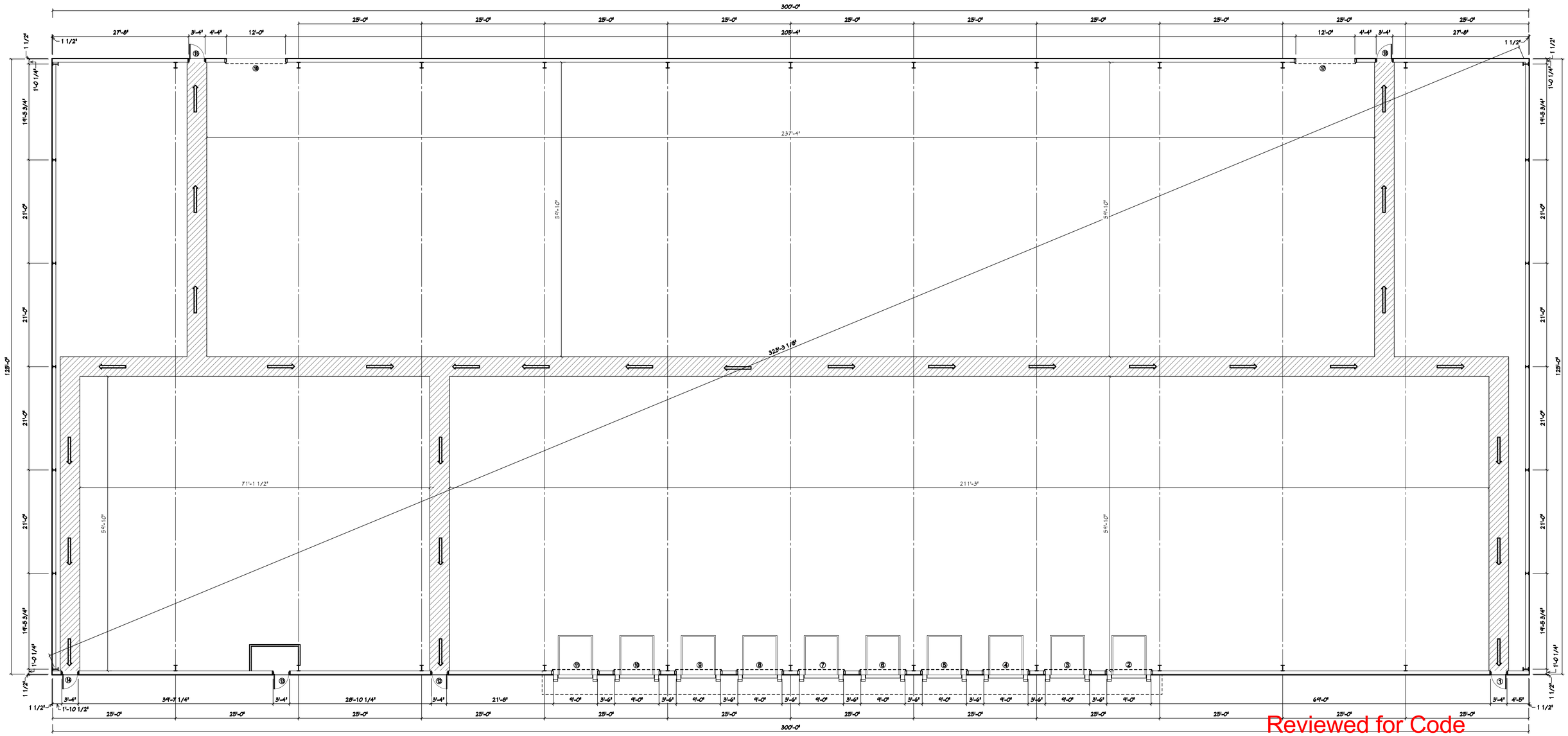

FLOOR PLAN
SCALE: 1/8" = 1'-0"
NORTH

FRAME TYPE

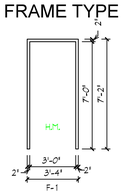

DOOR TYPE



D5-1



D5-2



D5-3

DOOR SCHEDULE NOTES

1. PROVIDE DOOR CLOSURE AND PANIC HARDWARE
2. PROVIDE A LOCKING DEVICE THAT IS READILY DISTINGUISHABLE AS LOCKED.
3. PAINT DOOR AND FRAME.
4. PROVIDE TAS / ADA LEVER HANDLE HARDWARE
5. PROVIDE WEATHERSTRIPPING

DOOR SCHEDULE

MARK	TYPE	SIZE	THK.	HEAD	JAMB	JAMB	SILL	DOOR STYLE	FRAME TYPE	REMARKS
1	H.M.	3'-0" x 7'-0"	1 3/4"	A/A5.1	B/A5.1	B/A5.1	C/A5.1	D5-1	F-1	NOTE #1, NOTE #2, NOTE #3, NOTE #4, NOTE #5
2-11	O.H.	9'-0" x 10'-0"	REFER TO MANUFACTURER'S DATA FOR INSTALLATION					D5-3	-	PROVIDE WEATHERSTRIPPING
13	H.M.	3'-0" x 7'-0"	1 3/4"	A/A5.1	B/A5.1	B/A5.1	C/A5.1	D5-1	F-1	NOTE #1, NOTE #2, NOTE #3, NOTE #4, NOTE #5
14	H.M.	3'-0" x 7'-0"	1 3/4"	A/A5.1	B/A5.1	B/A5.1	C/A5.1	D5-1	F-1	NOTE #1, NOTE #2, NOTE #3, NOTE #4, NOTE #5
15	H.M.	3'-0" x 7'-0"	1 3/4"	A/A5.1	B/A5.1	B/A5.1	C/A5.1	D5-1	F-1	NOTE #1, NOTE #2, NOTE #3, NOTE #4, NOTE #5
16	O.H.	12'-0" x 14'-0"	REFER TO MANUFACTURER'S DATA FOR INSTALLATION					D5-2	-	PROVIDE WEATHERSTRIPPING
17	O.H.	12'-0" x 14'-0"	REFER TO MANUFACTURER'S DATA FOR INSTALLATION					D5-2	-	PROVIDE WEATHERSTRIPPING
18	H.M.	3'-0" x 7'-0"	1 3/4"	A/A5.1	B/A5.1	B/A5.1	C/A5.1	D5-1	F-1	NOTE #1, NOTE #2, NOTE #3, NOTE #4, NOTE #5

FIRE SAFETY NOTES:

1) The scope of work will require a building fire sprinkler and fire alarm system. The design and installation of the fireprotection systems will require a licensed fire sprinkler contractor and licensed fire alarm contractor. These contractors will submit plans for approval and obtain a Fire Code Construction Permit (separate from theBuilding Permit) prior toremoval and modification of fire protection systems. Fire Protection systems (Fire Alarm, Fire Sprinkler, etc.) will remain operable at all times during the demolition and remodel. Contact the office of the FireMarshal prior to shut down ofany fire protection system.

2) Contractor to provide egress door locks andatches that are readily openable from the egress sidewithout the use of a key orspecial knowledge or effort. Egress door locks and latchesshall comply with 2012 International Fire Code Section 1008.1.8.

3) Fire extinguishers shall be provided in accordance with 2012 Interenational Fire Code Section 906. Minimum rating shall be one 2A:10B:C rated entinguisher / 1,500 sq. ft. floor space. Travel distance shall not exceed 75 ft. to any fire extinguisher. The fire extinguisher(s) shall have current inspection/service tag from a licensed fire extinguisher company.

4) Address numbers shall beprovided to conform to 2012 International Fire Code Section 505.1 New andexisting buildings shall have approved numbers, building numbers or approvedbuilding identification placed in a position that is plainly legible and visible from thestreet or road fronting the property. These numbers shall contrast with their background. Address numbersshall be Arabic numerals or alphabet letters. Numbers shall be a minimum of 4 inches (102 mm) high with a minimum stroke width of 0.5 inch (12.7 mm).

Numbers shall be a minimum of 4 inches (102 mm) high with a minimum stroke width of 0.5 inch (12.7 mm). Where access is by means of a private road and the building cannot be viewed from the public way, a monument, pole or other sign or means shall be used to identify the structure.

Michael A. Bates
Architect

Mark M. Martin
Architect

BATES
ARCHITECTS
MARTIN
521 S Loop 288 Suite 165 Denton, TX 76205
940.387.4881

A New Warehouse Facility
"The Natalie Building"

990 N. MASCH BRANCH RD. DENTON, TEXAS 76207

BMA Project # 16-112
Date: Oct 13, 2016
REV
REV

REGISTERED ARCHITECT MICHAEL A. BATES 13404 STATE OF TEXAS
October 13, 2016

FLOOR PLAN
SHEET
A2.1