


380 Internationale Boulevard, Bolingbrook, IL



ML REALTY
PARTNERS

380

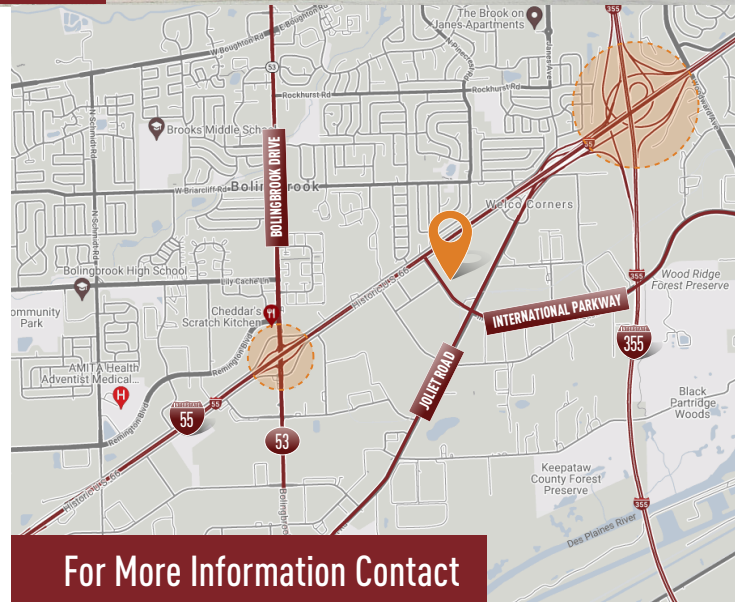
33,154 SF AVAILABLE

Building Specifications

Building Size:	105,200 SF
Available:	33,154 SF
Office:	2,500 SF
Clear Height:	30' Clear
Loading:	8 Exterior Truck Docks
Drive In Doors:	2
Electric:	400 Amps @ 480 Volts
Trailer Parking:	Available
Sprinkler System:	ESFR

Building Features

- › Less than one mile to full interchanges at I-55 / I-355
- › Signage available
- › White deck in warehouse



For More Information Contact

CBRE

TRACI PAYETTE
630-573-7104
traci.payette@cbre.com

STEPHANIE PARK
630-573-7121
stephanie.park@cbre.com

ROWAN MCDONNELL
630-368-5840
rowan.mcdonnell@cbre.com

Owner:
ML Realty Partners \\\ One Pierce Place, Suite 450, Itasca, Illinois 60143 \\\ 630-250-2900
Information contained herein is subject to change and verification, and no liability for errors or omissions is assumed. © 2021 All Rights Reserved. ML Realty Partners

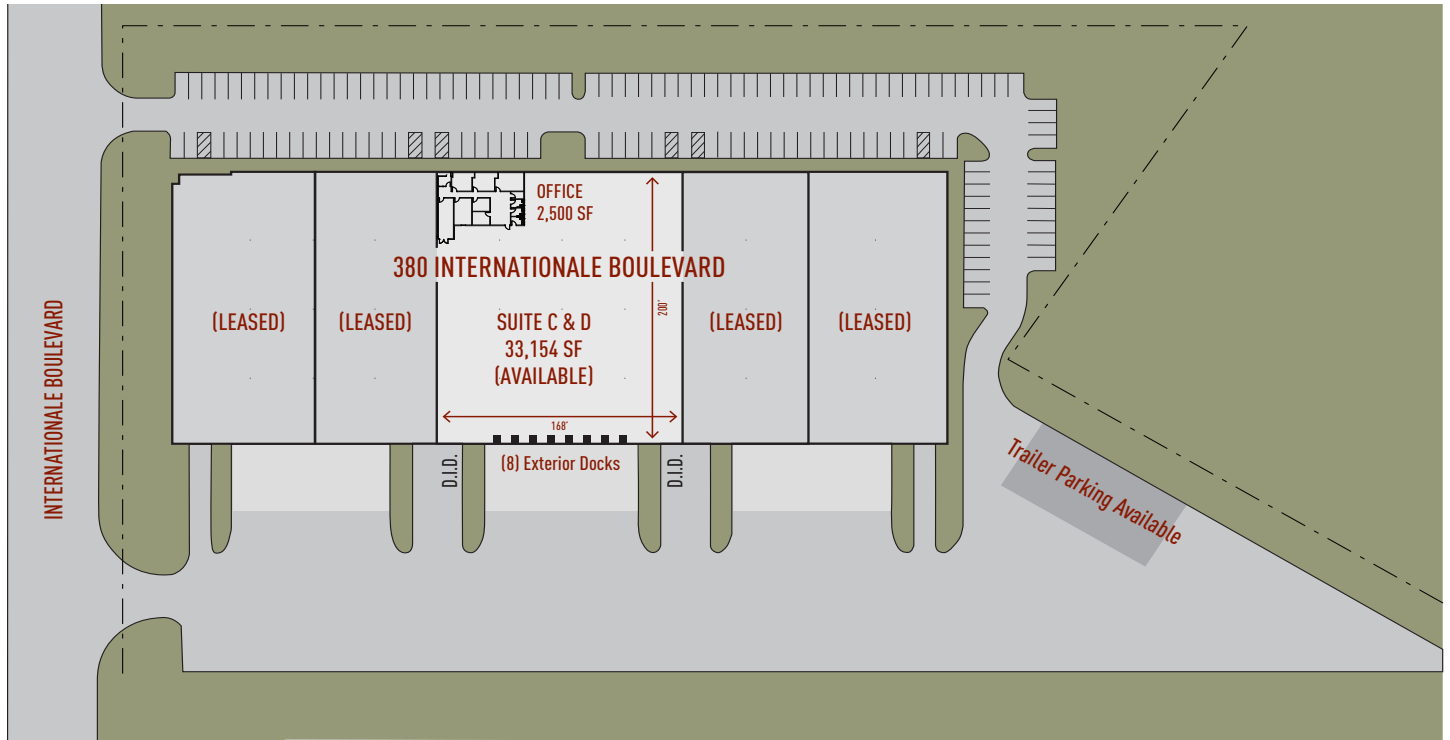
380 Internationale Boulevard, Bolingbrook, IL

KEY DISTANCES


I-55	1 MI
I-355	2 MI
THE PROMENADE	
BOLINGBROOK	4 MI
I-88	9 MI
I-80	13 MI



Master Plan Rendering



NORTH ↗



ML REALTY
PARTNERS



ML Realty Partners \ One Pierce Place, Suite 450, Itasca, Illinois 60143 \ 630-250-2900

Information contained herein is subject to change and verification, and no liability for errors or omissions is assumed. © 2021 All Rights Reserved. ML Realty Partners