

# 120 W Main Rd, Middletown, RI

Main Building: Total Exterior Area Above Grade 5412.23 sq ft



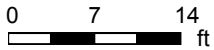
**Main Floor**  
Exterior Area 2081.97 sq ft



**2nd Floor**  
Exterior Area 1775.93 sq ft

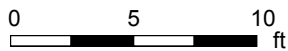


**3rd Floor**  
Exterior Area 1554.33 sq ft



# 120 W Main Rd, Middletown, RI

Main Floor Total Exterior Area 2081.97 sq ft  
Total Interior Area 1901.91 sq ft



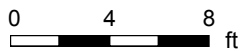
PREPARED: Apr 2021



White regions are excluded from total floor area in iGUIDE floor plans. All room dimensions and floor areas must be considered approximate and are subject to independent verification.

# 120 W Main Rd, Middletown, RI

2nd Floor Total Exterior Area 1775.93 sq ft  
Total Interior Area 1615.20 sq ft



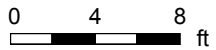
PREPARED: Apr 2021



White regions are excluded from total floor area in iGUIDE floor plans. All room dimensions and floor areas must be considered approximate and are subject to independent verification.

# 120 W Main Rd, Middletown, RI

3rd Floor Total Exterior Area 1554.33 sq ft  
Total Interior Area 1405.10 sq ft



PREPARED: Apr 2021



# 120 W Main Rd, Middletown, RI

## Property Details

### Room Measurements

Only major rooms are listed. Some listed rooms may be excluded from total interior floor area (e.g. garage). Room dimensions are largest length and width; parts of room may be smaller. Room area is not always equal to product of length and width.

#### Main Building

##### MAIN FLOOR

Bar: 17'2" x 5'5"

Bath: 4'11" x 6'3"

Bath: 6'6" x 6'3"

Commercial: 37'1" x 35'3"

Kitchen: 31'9" x 14'7"

##### 2ND FLOOR

Bath: 8'7" x 8'

Bath: 5'1" x 6'6"

Bath: 8'6" x 5'6"

Bath: 4'11" x 8'11"

Bath: 7'9" x 5'4"

Bedroom: 9'4" x 23'7"

Bedroom: 11'10" x 14'2"

Bedroom: 14'9" x 22'9"

Bedroom: 9'6" x 16'6"

Bedroom: 18'8" x 12'2"

##### 3RD FLOOR

Bath: 6'2" x 8'2"

Bath: 10'2" x 5'5"

Bath: 8'6" x 5'4"

Bedroom: 18'6" x 12'2"

Bedroom: 18'3" x 19'9"

Laundry: 9'5" x 16'1"

Primary: 18'7" x 19'9"

### Floor Area Information

Floor areas include footprint area of interior walls. All displayed floor areas are rounded to two decimal places. Total area is computed before rounding and may not equal to sum of displayed floor areas.

#### Main Building

##### MAIN FLOOR

Interior Area: 1901.91 sq ft

Perimeter Wall Length: 216 ft

Perimeter Wall Thickness: 10.0 in

Exterior Area: 2081.97 sq ft

##### 2ND FLOOR

Interior Area: 1615.20 sq ft

Perimeter Wall Length: 193 ft

Perimeter Wall Thickness: 10.0 in

Exterior Area: 1775.93 sq ft

##### 3RD FLOOR

Interior Area: 1405.10 sq ft

Perimeter Wall Length: 179 ft

Perimeter Wall Thickness: 10.0 in

Exterior Area: 1554.33 sq ft

#### Total Above Grade Floor Area

Main Building Interior: 4922.21 sq ft

Main Building Exterior: 5412.23 sq ft

# 120 W Main Rd, Middletown, RI

## iGUIDE Method of Measurement

### Definitions

**Interior Area** is a per floor calculation, made by measuring to the inside surface of the exterior walls.

**Excluded Area** is a sum of interior areas of all rooms (measured to the inside surface of room walls) that are excluded from the Interior Area for a floor. Prescribed area exclusions can vary from region to region. Examples of exclusions are spaces open to below, garages, cold cellars, crawl and reduced height spaces, non-enclosed open spaces, such as decks and balconies.

The footprint of all interior walls and staircases is typically included in the reported Interior Area for a floor. The iGUIDE PDF floor plans use color to highlight all included areas. All excluded areas are shown white.

**Exterior Area** is a per floor calculation, made by measuring to the outside surface of the exterior walls, see below for calculation details.

**Grade** is the ground level at the perimeter of the exterior finished surface of a house. A floor is considered to be above grade if its floor level is everywhere above grade.

**Total Interior Area** is the sum of all Interior Areas.

**Total Excluded Area** is the sum of all Excluded Areas.

**Total Exterior Area** is the sum of all Exterior Areas.

**Unfinished Area** is the sum of interior areas of all unfinished rooms (measured to the inside surface of room walls).

**Finished Area** is Exterior Area minus Unfinished Area. Finished Area includes the footprint of interior and exterior walls.

### iGUIDE Exterior Area Calculation

**Exterior Area = [Perimeter Wall Thickness] x [Perimeter Wall Length] + [Interior Area]**

### Notes

A. **Perimeter Wall Thickness** is an independent measurement taken from the property, typically, at the main entrance. Considerations are not made for varying wall thickness around the perimeter.

B. **Perimeter Wall Length** is the sum of lengths of all exterior wall segments on a particular floor. When used to calculate Total Exterior Area Above Grade based on Total Interior Area Above Grade, it is the sum of perimeter wall lengths of all floors above grade.

### Disclaimer

All dimensions and floor areas must be considered approximate and are subject to independent verification.