
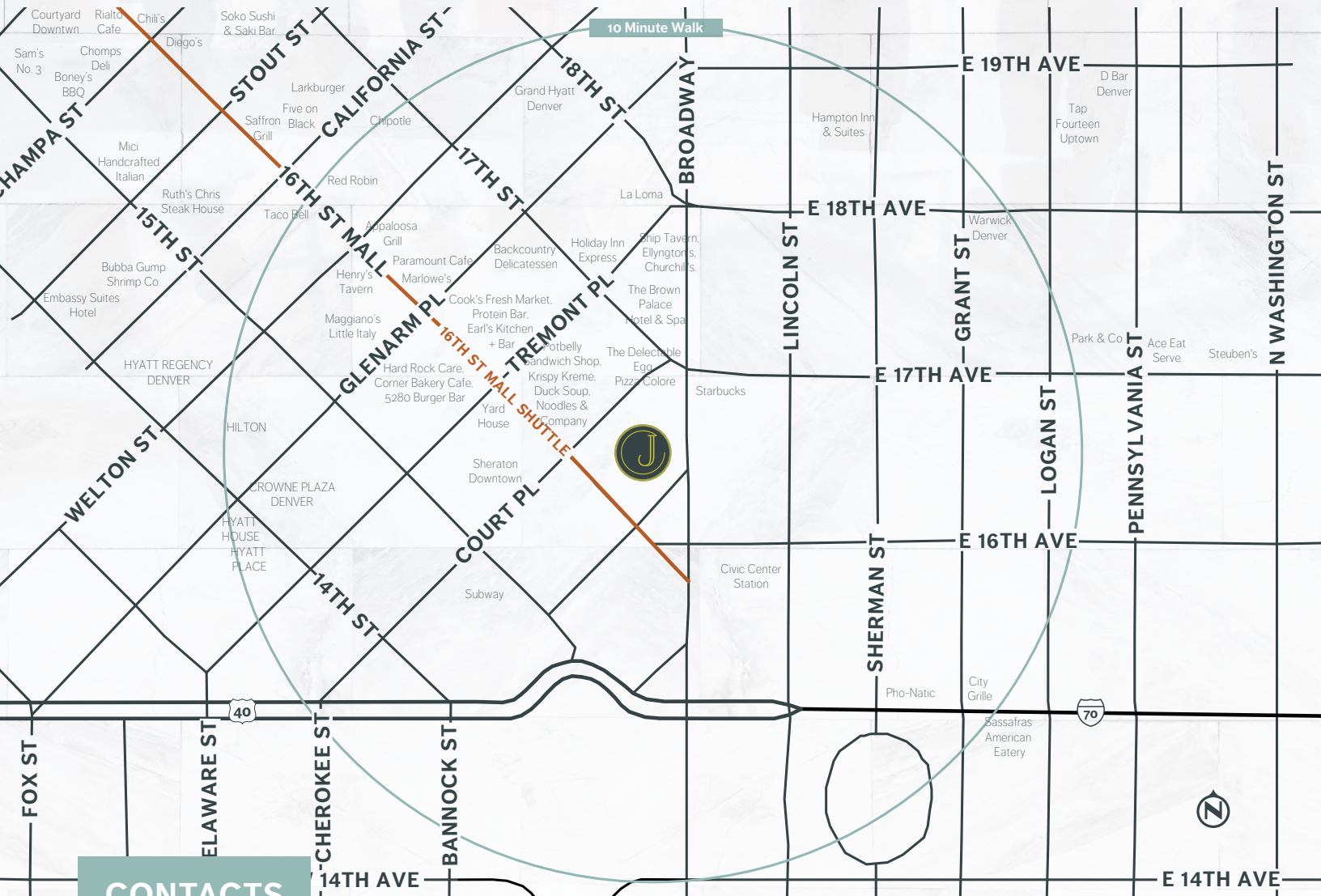


1675 BROADWAY
DENVER, CO 80202



JOULE



CONTACTS

ROBERT KNISELY
+1 303 628 7478
robert.kniseley@cbre.com

HILARY BARNETT
+1 303 628 1764
hilary.barnett@cbre.com

CHRIS PHENICIE
+1 303 628 7411
chris.phenicie@cbre.com

LINDSEY LEONARD
+1 303 628 1736
lindsey.leonard@cbre.com



© 2018 CBRE, Inc. All rights reserved. This information has been obtained from sources believed reliable, but has not been verified for accuracy or completeness. You should conduct a careful, independent investigation of the property and verify all information. Any reliance on this information is solely at your own risk. CBRE and the CBRE logo are service marks of CBRE, Inc. All other marks displayed on this document are the property of their respective owners. Photos herein are the property of their respective owners. Use of these images without the express written consent of the owner is prohibited. PMStudio_May2018



JOULE



NEXT GENERATION OFFICE SPACE FOR THE EVOLVED USER

AT JOULE, WE'RE REDEFINING THE STANDARD.



PARKING

- Enjoy a personalized parking experience with greeting upon arrival by the security guards
- Premium parking provides a secure and comfortable environment


CLASS A LOBBY

- Make an impression with a renovated, secure, modern, Class A lobby
- Your guests will be greeted and properly directed towards your suite



COURTYARD

- Escape outdoors to a landscaped courtyard with ample seating so you can get a breath of fresh air, comfortably enjoy your lunch or meet with a colleague or client



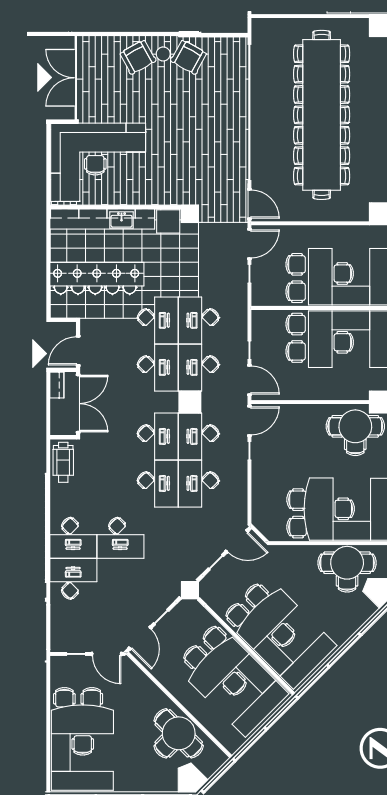
IDEAL FLOORPLAN

- Make your mark with a contemporary spin on a traditional office space.
- Ideal floorplan for a traditional layout, modern finishes and an extraordinary window line to leave a lasting impression.



2,000 - 4,000 SF SPEC SUITES

- High end finishes
- Exposed concrete columns
- Shallow bay depth optimizes natural light
- Private offices, reception areas, break rooms, open work space, IT closets



MAKE YOUR MARK



382,970 SF
Total building size



Access to workout facility
with showers and lockers,
training room and tenant
lounge in Ohm



0.67/1,000 SF
Parking ratio



14,397 SF
Floorplate