



Cheshire Green  
EMPLOYMENT PARK

HOME

THE SITE

LAND SALES

BUILT TO SUIT

LOCATION

AERIAL

OCCUPIERS

CONTACT



# DEVELOPMENT OPPORTUNITIES

Serviced land available in plots of  
1 acre to 20 acres

[Find out more](#)

# BUILT TO SUIT OPPORTUNITIES

Industrial units designed to suit  
your business requirements from  
10,000 sqft to 250,000 sqft

[Find out more](#)



Cheshire Green  
EMPLOYMENT PARK



HOME

THE SITE

LAND SALES

BUILT TO SUIT

LOCATION

AERIAL

OCCUPIERS

CONTACT

ABOUT

SITE PLAN

Strategically located between the M6 and North Wales is Cheshire's newest major employment park, Cheshire Green.

With planning permission for nearly 1.5 million sqft of industrial and distribution uses and open storage land, Cheshire Green also offers development plots from 1 to 20 acres to suit occupiers of all sizes.



SITE HISTORY

Cheshire Green Employment Park has outline planning consent for B1 (C) (light industrial), B2, (general industrial) and B8 (warehouse, storage and distribution), offering bespoke, highly specified business units.

Existing occupiers include NWF Group PLC, Rowlinsons Timber, Newsome Haulage, T I Midwood & Co, The Green Electrician and Nick Brookes.



SITE PLAN





# Cheshire Green

EMPLOYMENT PARK



HOME

THE SITE

LAND SALES

BUILT TO SUIT

LOCATION

AERIAL



OCCUPIERS

CONTACT

ABOUT

SITE PLAN

## MASTER PLAN KEY

-  Development Site
-  Indicative buildings
-  Existing buildings
-  Landscaping
-  Public right of way
-  Proposed swales/  
balancing ponds
-  Canal/ stream







Cheshire Green  
EMPLOYMENT PARK



HOME

THE SITE

LAND SALES

BUILT TO SUIT

LOCATION

AERIAL

OCCUPIERS

CONTACT



VIEW THE AERIAL

Complete  
flexibility of  
plot size from  
1 to 20 acres



BUILT TO SUIT

## Land Sales

- ◉ Fully serviced sites
- ◉ Freehold sales
- ◉ Leasehold occupation
- ◉ Turnkey solutions



MAKE AN ENQUIRY







Cheshire Green  
EMPLOYMENT PARK

HOME

THE SITE

LAND SALES

BUILT TO SUIT

LOCATION

AERIAL

OCCUPIERS

CONTACT

Design and  
build packages  
available for  
buildings from  
10,000 sqft to  
250,000 sqft




LAND SALES

## Built to Suit

- ◉ Units up to a clear eaves height of 15m
- ◉ Large yard areas
- ◉ Buildings designed to suit requirements
- ◉ Dock and level access loading



MAKE AN ENQUIRY





Cheshire Green Employment Park is located in central Cheshire with direct access onto the A51.

Surrounded by Cheshire countryside, Cheshire Green Employment Park provides the space needed to establish and grow your business.

Strategically located with easy access to the motorway network for travelling both north and south and on route to the A55 to Holyhead for the ferry to Ireland.

[VIEW GOOGLE MAP](#)

**Liverpool**

# 50

## MINUTES

## Manchester

60

## MINUTES

## Birmingham

75

## MINUTES

M6 South Jct 16

20

## MINUTES

**M6 North Jct 20  
& M56 Jct 10**

# 35

## MINUTES

**London Euston  
via Crewe Train Station**

95

## MINUTES





# Cheshire Green

EMPLOYMENT PARK

[HOME](#)[THE SITE](#)[LAND SALES](#)[BUILT TO SUIT](#)[LOCATION](#)[AERIAL](#)[OCCUPIERS](#)[CONTACT](#)

## AERIAL KEY

-  Proposed roundabout
-  Proposed spine road
-  1 North West Farmers
-  2 Boughey
-  3 Rowlinsons Timber
-  4 Nick Brookes
-  5 T I Midwood
-  6 Newsome Haulage
-  7 TGE Group
-  8 Countrywide Stores



Cheshire Green Employment Park has outline planning consent for B1 (C) (light industrial), B2, (general industrial) and B8 (warehouse, storage and distribution), offering bespoke, highly specified business units.

Existing occupiers include NWF Group PLC, Rowlinsons Timber, Newsome Haulage, T I Midwood & Co, The Green Electrician and Nick Brookes.



OCCUPIERS




MAKE AN ENQUIRY





# Cheshire Green

EMPLOYMENT PARK

[HOME](#)[THE SITE](#)[LAND SALES](#)[BUILT TO SUIT](#)[LOCATION](#)[AERIAL](#)[OCCUPIERS](#)[CONTACT](#)

MAKE AN ENQUIRY





Cheshire Green  
EMPLOYMENT PARK



HOME

THE SITE

LAND SALES

BUILT TO SUIT

LOCATION

AERIAL

OCCUPIERS

CONTACT

**LegatOwen**  
CHARTERED SURVEYORS  
**01270 621001**  
[www.legatowen.co.uk](http://www.legatowen.co.uk)

Legat Owen  
Matthew Pochin  
01270 621005  
[mattpochin@legatowen.co.uk](mailto:mattpochin@legatowen.co.uk)



[www.fishergerman.co.uk](http://www.fishergerman.co.uk)  
**01244 409660**

Fisher German  
Edward Clark  
01244 409660  
[edward.clark@fishergerman.co.uk](mailto:edward.clark@fishergerman.co.uk)