

FOR SALE
OR LEASE

AVAILABLE

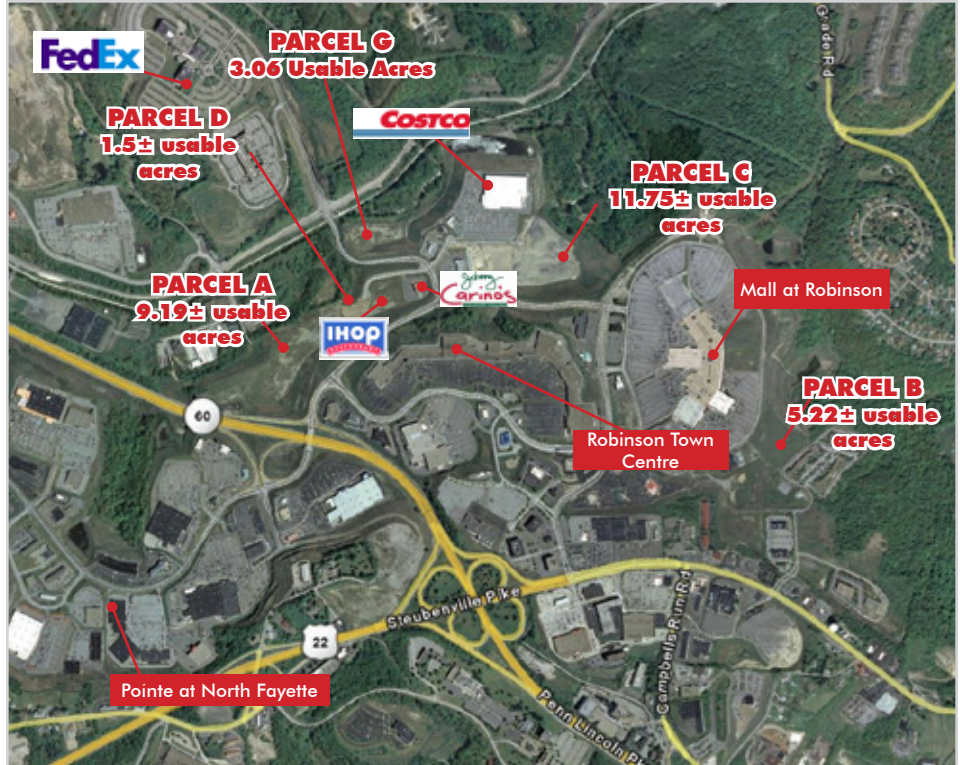
Retail **24/7.**

ROBINSON TOWNSHIP/ NORTH FAYETTE LAND SITES

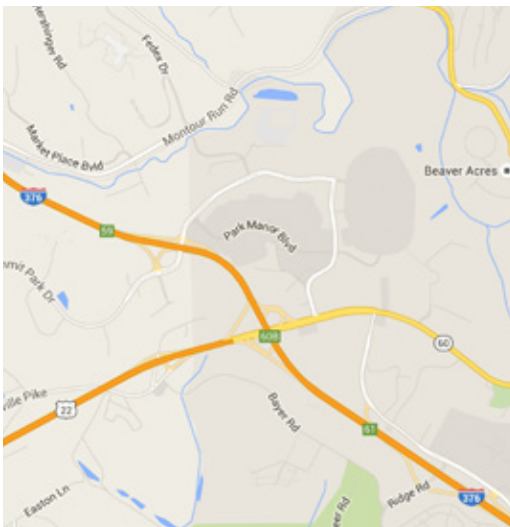
PITTSBURGH, PA 15205

FEATURES:

- Some parcels are subdivisible
- Located along I-376, also known as the Parkway West corridor
- The Parkway is one of the region's most heavily traveled routes with traffic counts over 52,000 cars per day
- Over 4,000,000 sq. ft. of retail in the immediate area including The Mall at Robinson, The Plaza, The Pointe, The Commons and Robinson Town Centre
- The office population in Robinson is second only to downtown Pittsburgh, with over 10,000,000 sq. ft.
- Daytime population of primary trade area is over 70,000 people - 115,000 employees within a 12 minute drive
- Largest concentration of hotel rooms in Pittsburgh within a 10 minute drive



LOCATION MAP



FOR MORE
INFORMATION
PLEASE
CONTACT

DEMOGRAPHICS

	3 miles	5 miles	7 miles
POPULATION:	23,853	78,005	196,646
HOUSEHOLDS:	9,893	34,322	86,997
AVG. HOUSEHOLD INCOME:	\$93,008	\$79,779	\$74,749
DAYTIME POPULATION:	40,296	77,812	151,728

Steven Esposito

First Vice President

+1 412 394 9845

steve.esposito@cbre.com

CBRE

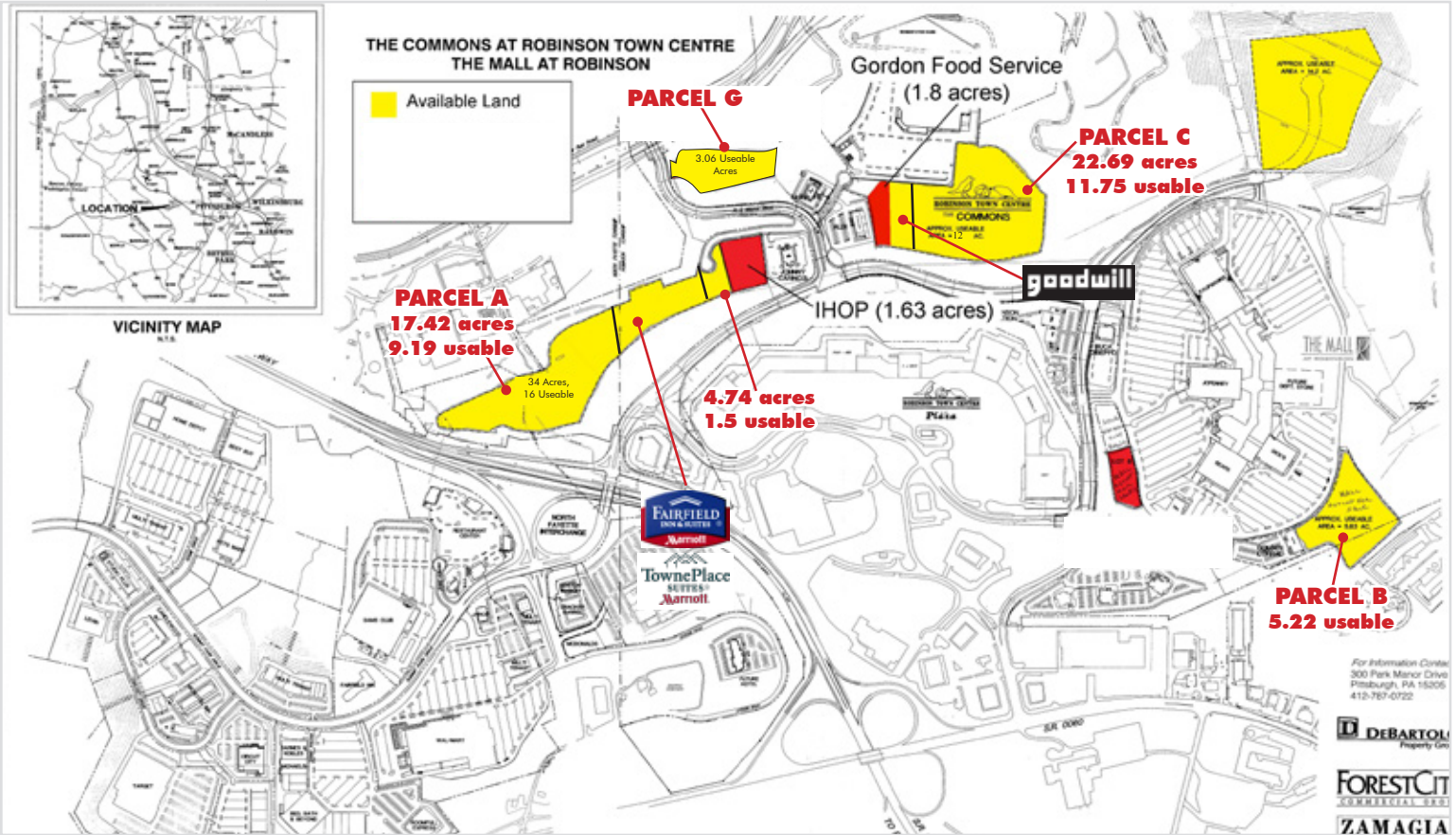
FOR SALE
OR LEASE



AVAILABLE ROBINSON TOWNSHIP/NORTH FAYETTE LAND SITES

PITTSBURGH, PA 15205

Retail 24/7.



FOR MORE
INFORMATION
PLEASE
CONTACT

Steven Esposito

First Vice President

+1 412 394 9845

steve.esposito@cbre.com

CBRE | 600 Grant Street | Suite 4800 | Pittsburgh, PA 15219

©2015 CBRE Inc. The information above has been obtained from sources believed reliable. While we do not doubt its accuracy, we have not verified it and make no guarantee, warranty or representation about it. It is your responsibility to independently confirm its accuracy and completeness.

CBRE