

POINTER RIDGE PLAZA

BOWIE, MD

1,012 - 9,268 SF AVAILABLE







RAPPAPORT

POINTER RIDGE PLAZA

BOWIE, MD

- Recently renovated, Pointer Ridge Plaza is a 71,705 SF neighborhood shopping center
- Situated on Route 301/Crain Highway with 60,000 vehicles driving by the site daily
- Surrounded by residential and within proximity to the major Bowie retail corridor
- High average household incomes of more than \$137,415 within a 5-mile radius

DEMOGRAPHICS 2019

	1 MILE	3 MILES	5 MILES
 POPULATION	5,079	31,187	83,547
 DAYTIME POPULATION	1,604	14,419	25,031
 HOUSEHOLD INCOME	\$120,546	\$131,732	\$83,547
 TRAFFIC COUNTS	60,000 on Route 301/Crain Highway		

CO-TENANTS



POINTER RIDGE PLAZA
BOWIE, MD

BOWIE MARKETPLACE



HILLTOP PLAZA SHOPPING CENTER



BOWIE TOWN CENTER



COLLINGTON PLAZA



WOODMORE TOWNE CENTER



LARGO TOWN CENTER



POINTER RIDGE PLAZA



LARGO PLAZA



BOULEVARD AT THE CAPITAL CENTRE



SITE PLAN

POINTER RIDGE PLAZA | BOWIE, MD

1,012 - 9,268 SF AVAILABLE

Space	Sq. Ft	Tenant Name
1	2,975	Available
2A	25,000	Sky Zone
2B	9,268	Available
3	1,788	Available
4	2,266	Management Office
6	1,752	Star Nails
7	1,120	Lash Moi Salon and Spa
8	1,650	Available
9	1,350	Beijing Restaurant
11	1,810	Pointer Ridge Liquors
12	11,842	Dollar Tree
14	2,240	Fit Body Boot Camp
15	2,450	Available
17	1,252	Metro PCS
18	1,278	Subway
19	1,500	Modern Cleaners
20	750	Pointer Ridge Barber Shop
21	1,012	Available



RAPPAPORT

POINTER RIDGE PLAZA | 1334 CRAIN HIGHWAY, BOWIE, MD

Jim Farrell | jfarrell@rappaportco.com | 571.382.1229

Michael Leon | mleon@rappaportco.com | 571.382.1205

rappaportco.com