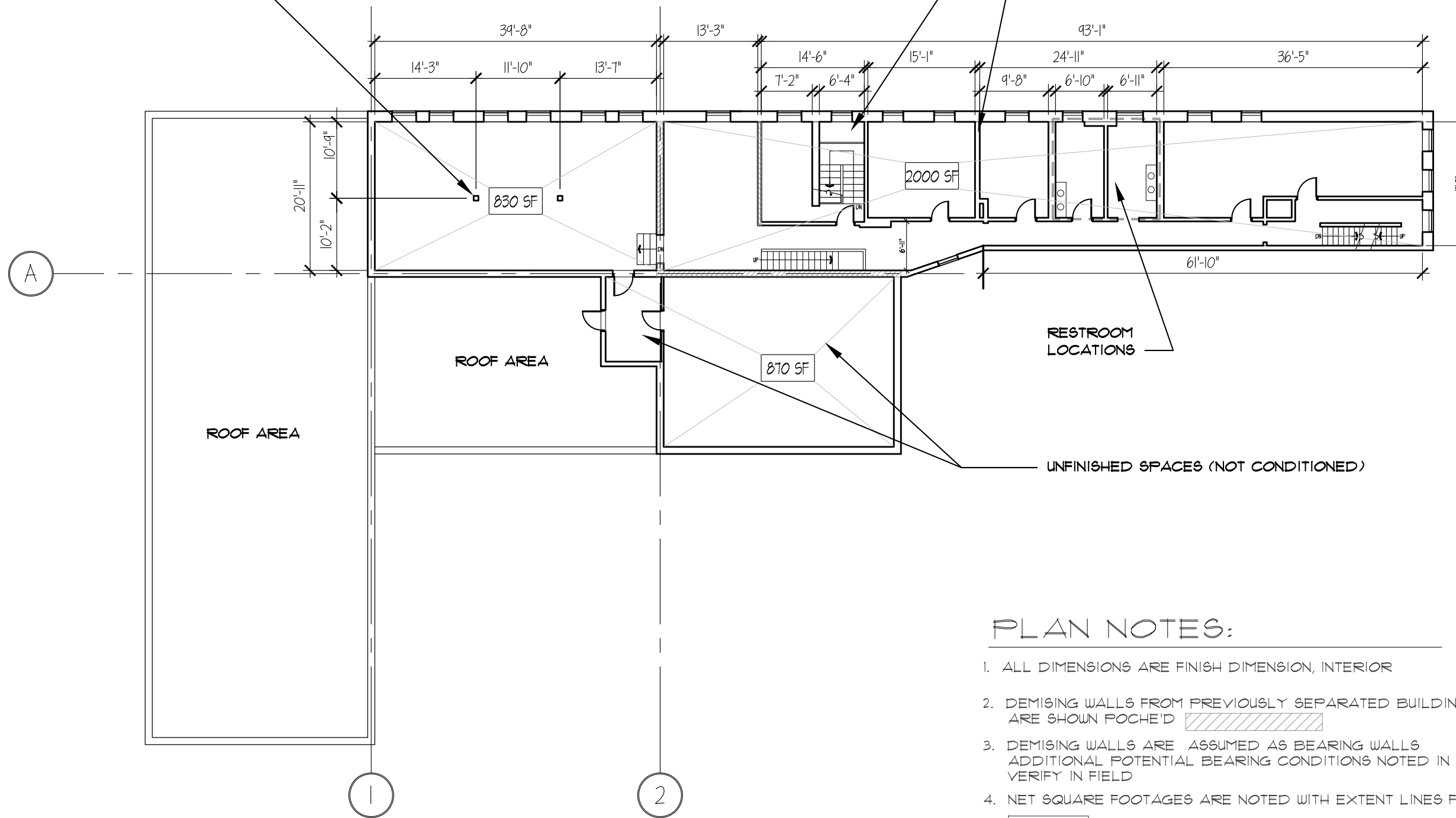


COLUMNS DO NOT APPEAR TO BE LOAD BEARING

SEPARATED BALCONY

POTENTIAL LOADING BEARING (WALL STACKS)





EXISTING BUILDING

400 N CASTLE STREET

Baltimore, Maryland

PLAN NOTES:

1. ALL DIMENSIONS ARE FINISH DIMENSION, INTERIOR
2. DEMISING WALLS FROM PREVIOUSLY SEPARATED BUILDINGS ARE SHOWN POCHÉ'D 
3. DEMISING WALLS ARE ASSUMED AS BEARING WALLS. ADDITIONAL POTENTIAL BEARING CONDITIONS NOTED IN PLAN. VERIFY IN FIELD.
4. NET SQUARE FOOTAGES ARE NOTED WITH EXTENT LINES FOR CLARITY 
5. DIMENSIONS AND SQUARE FOOTAGES ARE APPROXIMATE FROM FIELD MEASURING. ALL CONDITIONS COULD NOT BE VERIFIED WITHOUT DEMOLITION.
6. PREVIOUS BATHROOM LOCATIONS ARE NOTED FOR USE IN DETERMINING PLUMBING STACKS.
7. REFERENCE GRID LINES SHOWN FOR CLARITY BETWEEN FLOORS.

EXISTING SECOND FLOOR  
SCALE: 1/16" = 1'-0" APPROX. 4190 GSF

SECOND FLOOR PLAN

7-29-16

A1-2