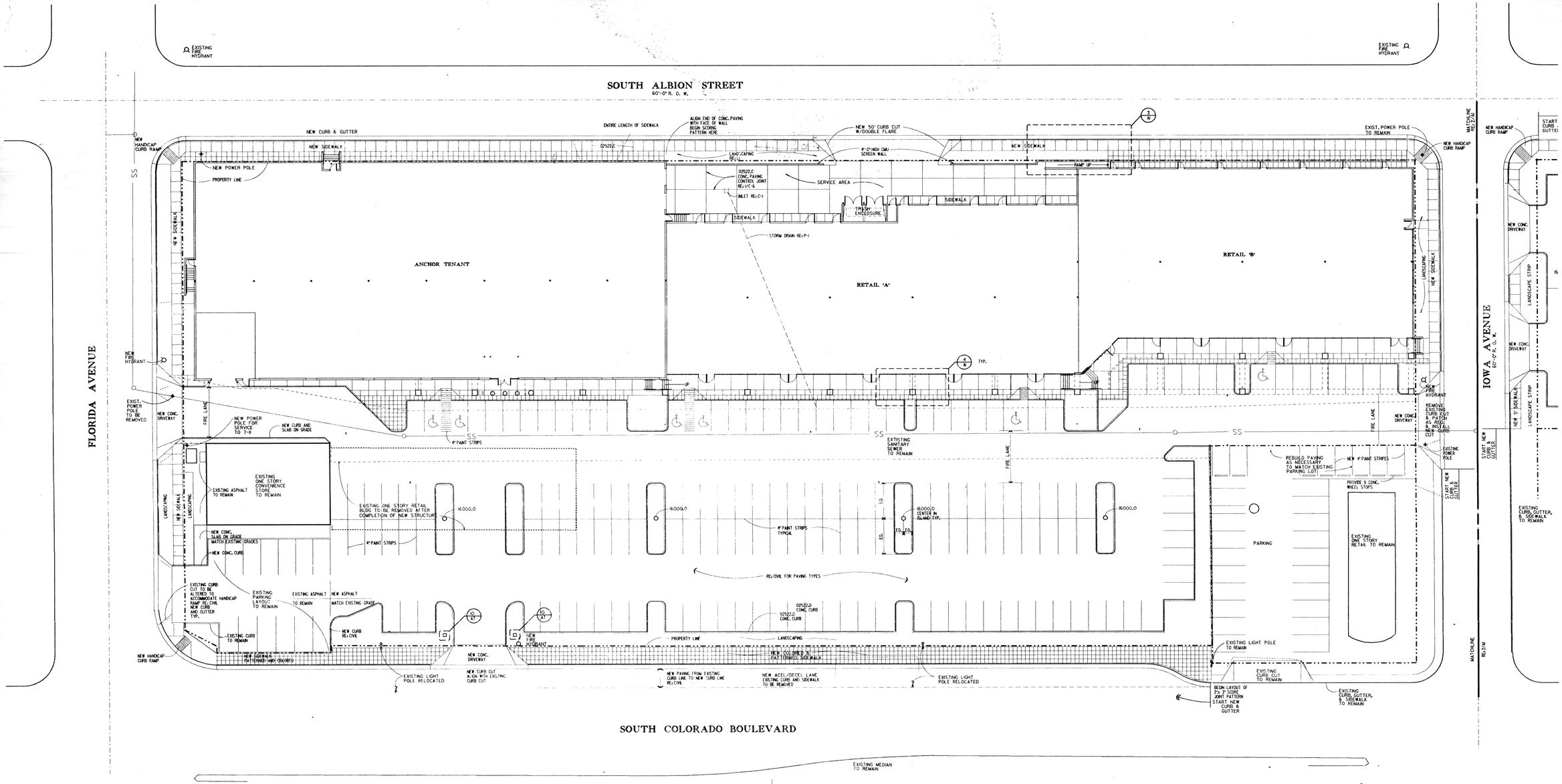

NORTH LOT SITE PLAN

1 — 1" = 20'-0"

NOTE: PROJECT ELEVATION 100'-0" = U.S.G.S. 5410'

RE: CIVIL DRAWINGS FOR SITEWORK DETAILS, HORIZONTAL CONTROL, AND VERTICAL CONTROL

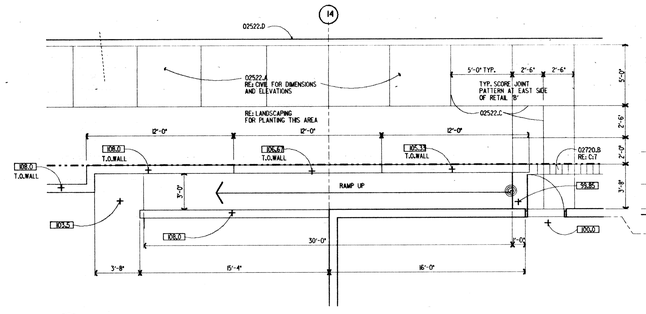

ENLARGED PLAN AT RAMP

3 — 1/4" = 1'-0"

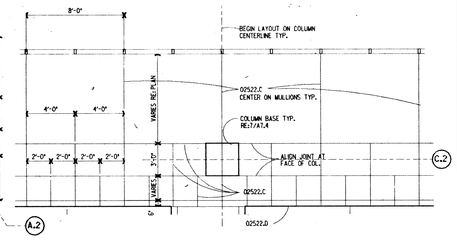

ENLARGED TYP. PAVING PLAN

4 — 1/4" = 1'-0"

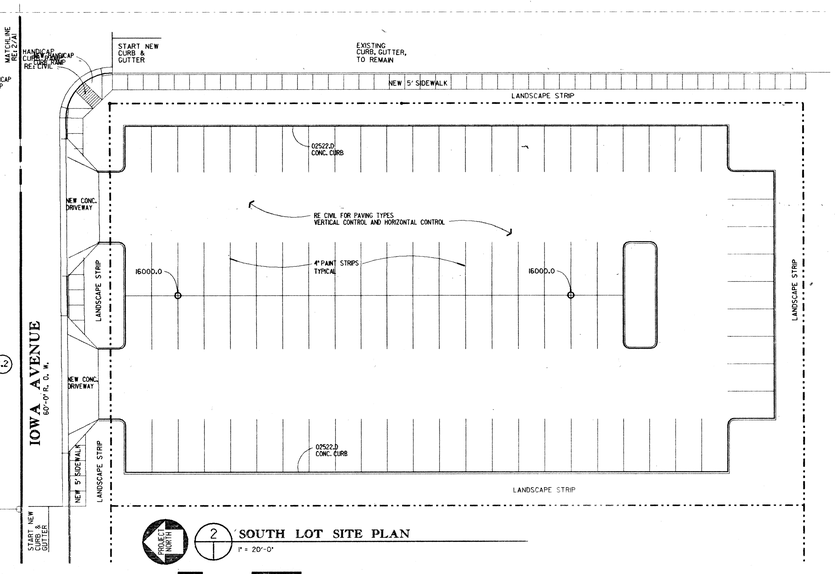

SOUTH LOT SITE PLAN

2 — 1" = 20'-0"

The 5-digit keynote prefix refers to the Specification section in which additional information concerning the noted item may be found. The letter suffix in keynote numbering does not relate to any corresponding letter reference in the Specifications. Organization of the keynoting system using keynote reference numbers related to the Specifications section numbering system, shall not control the Contractor in dividing the Work among subcontractors or in establishing the extent of work to be performed by any trade.

02522: CONCRETE FLATWORK, CURBS, AND GUTTERS

General: Refer to Civil Drawings for additional information

02522.A Typical concrete walk -- 4" thick with 6x6x10/10 WWF reinforcement, pitch 1/4" per foot for drainage
.C Tooled or saw-cut control joints at 5'-0" o.c. maximum
.D Concrete curb

16000: ELECTRICAL

General: 16000 series keynotes are general reference only, see Electrical Drawings for additional information.

16000.0 Pole light

COPYRIGHT © C.W. FENTRESS AND ASSOCIATES P.C.
PRF: 8905A001

ISSUED TO:	DATE:
FNDTN PACK	3-29-90
BLDG PERMIT	4-27-90
GMP	5-16-90

THE FLORIDA MALL
A RETAIL SHOPPING CENTER
1550 SOUTH COLORADO BOULEVARD
DENVER, COLORADO

C.W. FENTRESS J.H. BRADBURN AND ASSOCIATES P.C.
ARCHITECTURE, INTERIORS, PLANNING
1800 GRANT STREET, SUITE 600
DENVER, COLORADO 80203 (303) 830-2100

DRAWING TITLE: SITE PLAN

PROJECT NUMBER: 89015
DATE: 8-24-89
PLOT DATE: 5-16-90
SHEET NUMBER: A1